



University of Connecticut  
*Center for Survey Research & Analysis*

**FOR IMMEDIATE RELEASE**

March 17, 2003

CONTACT: Dr. Ken Dautrich (860) 486-2579

**Dealing with the Problem of Route 6: A Survey of Andover, Bolton, Columbia and Coventry Residents**

The following are the results of a telephone survey conducted by the Center for Survey Research and Analysis (CSRA) at the University of Connecticut. The poll was conducted with a scientific sample of 811 adult residents from the four towns in the 11-mile stretch of the Route 6 footprint : Andover, Bolton, Columbia and Coventry (200+ in each town). Interviews were conducted between February 27 and March 9, 2003.

The survey finds that residents of Andover, Bolton, Columbia and Coventry all agree that something needs to be done about the 11-mile stretch of Route 6 that runs through their towns:

- Four-in-five residents of the four-town area are opposed to doing nothing and keeping Route 6 as it is.
- The construction of a highway bypass receives the most support with 50%, and the option of upgrades to the existing Route 6 garners 40% support from residents.
- In terms of residents of the individual towns, Bolton (54% to 35%), Andover (60% to 32%) and Columbia (65% to 23%) all prefer a bypass over additional upgrades by wide margins. However, Coventry residents prefer additional upgrades over a bypass by a margin of 51% to 39%.

The residents of the four-town area prefer a bypass that stays north of the Hop River (Northern Route) rather than a route that crosses the Hop River (Southern Route) by a margin of 41% to 24%. Bolton, Andover and Columbia all support the Northern route by considerable margins, the exception being Coventry, which splits support evenly between the Northern and Southern route.

Regardless of whether or not a bypass is built, a sizeable majority of residents (69%) consider additional upgrades to the existing Route 6 important, with more dedicated turning lanes, more lighting, and wider shoulders being considered the most important additional upgrades.

The survey finds that safety is an overriding concern for residents of all four towns:

- Almost three-quarters of residents say they are very (40%) or somewhat (33%) concerned for their personal safety when driving or riding in a car on Route 6.
- A majority (64%) say that Route 6 is more dangerous than other roads in Connecticut, only 1% consider Route 6 to be safer than other roads they drive on.

Residents are ambivalent about environmental concerns as they consider a Route 6 bypass:

- Fifty-one percent disagree that potential damage to the environment is a good enough argument to not build a bypass and 49% disagree that construction on wetlands is a good enough reason to not build a bypass.
- Fifty-six percent agree with the argument that a bypass should be constructed if there is a 3-1 exchange of wetlands for open space. Residents also support (55%) the argument for a bypass if it includes a proposal to set aside 1000 acres of open space.

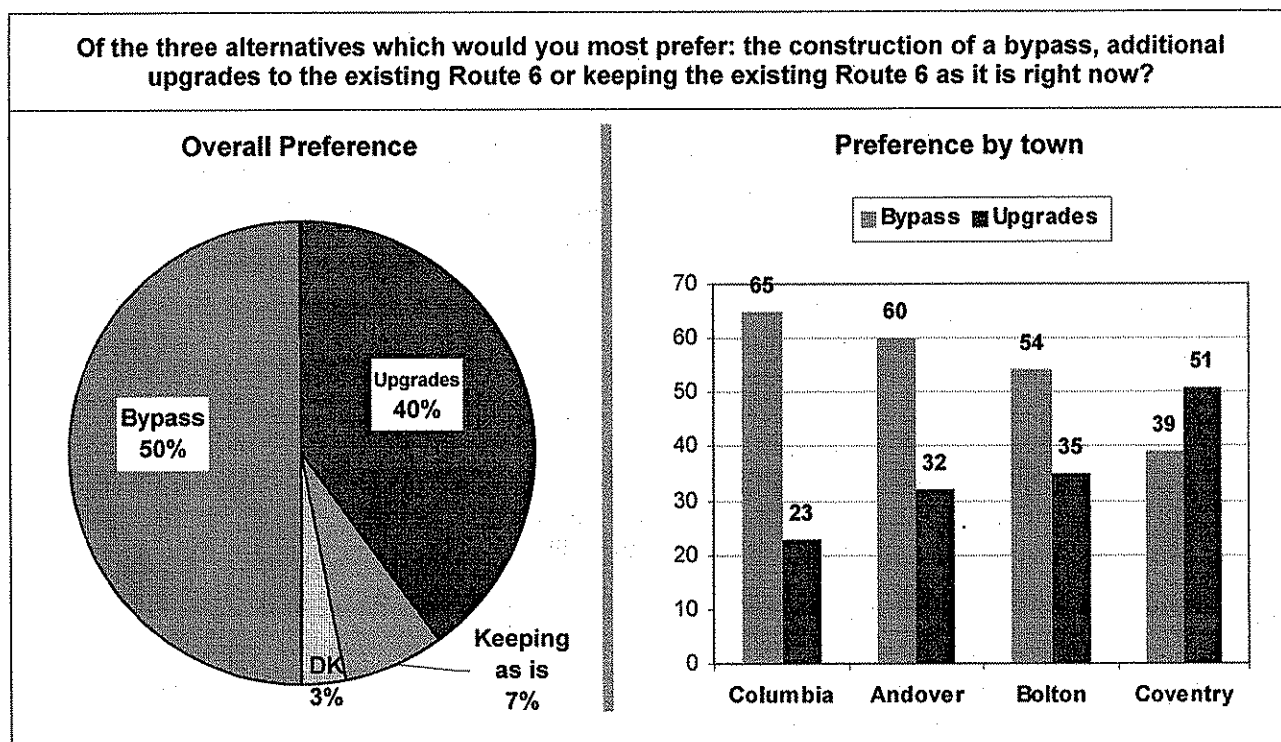
*An Equal Opportunity Employer*

341 Mansfield Road, Unit 1032  
Storrs, Connecticut 06269-1032

Telephone: (860) 486-6666  
Facsimile: (860) 486-6655  
e-mail: [csraadm1@uconnvm.uconn.edu](mailto:csraadm1@uconnvm.uconn.edu)  
web: [www.csra.uconn.edu](http://www.csra.uconn.edu)

## What to Do? Bypass, Upgrade or Nothing

The survey asked residents of the four towns to choose which of three Route 6 proposals they prefer. Fifty percent opt for construction of an 11-mile, 4-lane bypass highway, 40% prefer that additional upgrades be made to the existing Route 6, and 7% say that nothing should be done, opting to keep Route 6 as it is now.



Residents of Coventry differ significantly from those of the other three towns. In Coventry, 51% prefer the upgrade option while 39% say they want a bypass. In contrast, Columbia residents opt for the bypass over the upgrade by a margin of 65% to 23%; those in Andover prefer the bypass to the upgrade by 60% to 32%; and Bolton residents opt for the bypass over the upgrade by a margin of 54% to 35%.

Also, those who have lived in the area for a longer period of time are more supportive of the bypass construction. Specifically, among those who have lived in their town for over 15 years, 55% support the bypass while 37% support upgrades to Route 6. For those with six to 15 years of residence in their town, 49% support the bypass and 41% opt for the upgrade. Among those who have lived in their town for five years or less, 44% support the bypass, and 42% like the upgrade proposal.

In addition, those who live closer to Route 6 are most supportive of the bypass – 53% of those who say they live within a mile of Route 6 support the bypass option, compared to 51% of those between one and four miles, and 44% of those who say they live four miles or more away from Route 6.

Residents of the four-town area were also asked about their support or opposition to each of the three proposals. On the proposal to build an 11-mile, 4-lane bypass highway, a total of 57% offer support (37% strongly support and 20% somewhat support), while 30% oppose (21% strongly oppose and 9% somewhat

oppose.) Thirteen percent say that they aren't sure. By wide margins, Columbia (69% to 20%), Andover (68% to 22%) and Bolton (63% to 24%) residents are more likely to support than oppose the bypass proposal. Among Coventry residents, 47% support the bypass concept while 38% oppose it.

On the proposal to make additional upgrades to the existing Route 6 as an alternative to building a highway bypass, 52% say they support this proposal (32% strongly and 20% somewhat) and 39% oppose (24% strongly and 15% somewhat.) Eight percent say they do not know. Coventry residents are more likely to support (65%) than oppose (25%) an upgrade, as are Bolton residents (49% to 43%). By contrast, Columbia (59% to 35%) and Andover (55% to 40%) residents are more likely to oppose the upgrade.

On the proposal to keep Route 6 as it currently is, with no new bypass and no additional upgrades, only 16% offer support (7% strongly and 9% somewhat) while 80% oppose (69% strongly and 11% somewhat.) Four percent say they do not know.

### **Concerns About Safety**

Residents of the four towns express high levels of concern for their personal safety when driving or riding in a car on Route 6. About three-quarters are very (40%) or somewhat (33%) concerned. Twenty-four percent of residents say they are not very (15%) or not at all concerned (9%) for their personal safety on Route 6. The level of safety concern is lower in Coventry (66%) than it is in the other three towns: Bolton - 75%, Andover - 80% and Columbia - 83%.

The survey finds that the residents of the four towns consider Route 6 to be considerably more dangerous than other roads in Connecticut. Only 1% of residents of the four-town area consider Route 6 to be safer, while 64% say Route 6 is more dangerous. Thirty-four percent consider Route 6 to be about as safe as other roads they drive on. The residents of Bolton (75%), Andover (64%) and Columbia (72%) all consider Route 6 to be more dangerous than the residents of Coventry (55%).

The survey found that across the four towns, people avoid driving on Route 6 at comparable rates with 45% of Bolton residents, 41% of Andover residents, 45% of Columbia residents and 42% of Coventry residents avoiding Route 6 often or sometimes.

### **Attitudes Environmental Impact and Eminent Domain**

Residents were presented with arguments that have been made both supporting and opposing the proposed bypass and then asked if they agree or disagree with the argument. One argument: "a bypass SHOULD NOT be built because it will damage the environment. Do you agree or disagree with this argument?" Forty-six percent agree that environmental damage is enough of a reason to not build a bypass, while 51% disagree.

On the argument, "a bypass SHOULD NOT be built because it will require construction on 35 to 40 acres of land that are currently designated as wetlands," 48% agree that damage to wetlands is a sufficient reason to not build a bypass while 49% disagree.

In order to gauge public support for the greenway proposal, residents were asked if the two primary components of the greenway concept would be a factor in their support for or opposition to a bypass. For the argument that "a bypass SHOULD be constructed IF it includes a proposal to set aside three acres of open

space in your community to be protected from development for each acre of wetlands that is used for the construction of a bypass," 56% agreed to 37% opposed. On "a bypass SHOULD be constructed IF it includes a proposal to protect 1000 acres of currently undeveloped land from any type of future development," 55% agreed and 38% disagreed.

One important facet of the Route 6 issue is that of eminent domain. When presented with the argument "a bypass SHOULD NOT be built because it will require that the government purchase 25 to 50 homes whose property will be needed to build the bypass," 53% of residents agree that eminent domain is a good reason to not build a bypass with 44% disagreeing. Residents of Coventry (63%) are significantly more likely to agree with the eminent domain argument.

Another argument is that of the impact a bypass might have on communities that are for the most part rural. When asked, "a bypass SHOULD NOT be built because it will disrupt the character of your town," residents do not seem to be overly concerned. Sixty-three percent disagree that the disruption to the character of their town was sufficient reason to not build a bypass, with 35% agreeing with the argument.

The argument to build a bypass that obtains the highest support is "a bypass would be a safer road to travel on than the current Route 6." Overall, 73% of residents say that they agree with this argument to build a bypass. Residents of Coventry are less likely to agree with this argument (65%).

Along with safety, a similarly strong argument in support of a bypass is the issue of traffic. Sixty-eight percent of residents of the four towns agree that a bypass should be built because it will reduce traffic. Coventry residents (59%) are less likely to support the reduction in traffic argument.

Residents from all four towns express strong support (69%) for exit and entrance ramps in their town if a bypass were going to be built.

### **Bypass Route Preference**

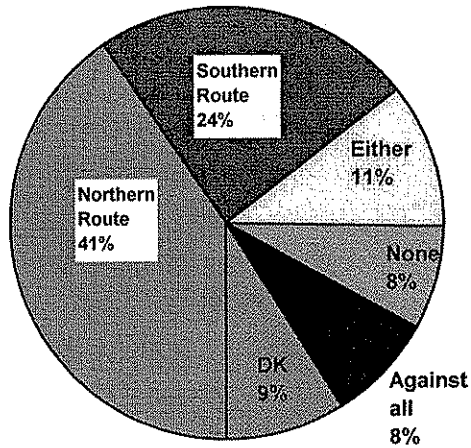
A variety of different routes have been considered for the construction of a bypass. These proposals can be categorized into one of two general routes; described in the survey as the Northern Route and Southern Routes. When asked if they would support or oppose the construction of a Northern Route bypass that would "begin at the end of Route 384, proceed through Bolton, continue into Coventry, cross into Andover and proceed back into Coventry, ending at the intersection of Route 6 and 66," residents from the four towns voice support by a margin of 51% to 37% opposed. Bolton (56%), Andover (64%), and Columbia (63%) all express majority support for the Northern Route; in Coventry however, 41% support the Northern Route with 50% in opposition.

When asked if they would support or oppose the construction of a Southern Route bypass that would "begin at the end of Route 384, proceed through Bolton, continuing into Coventry, then cross the Hop River, proceeding through Andover and Columbia, crossing the Hop River again and ending at the intersection of Routes 6 and 66," residents from the four town area voiced opposition by a margin of 48% opposed to 40% in support.

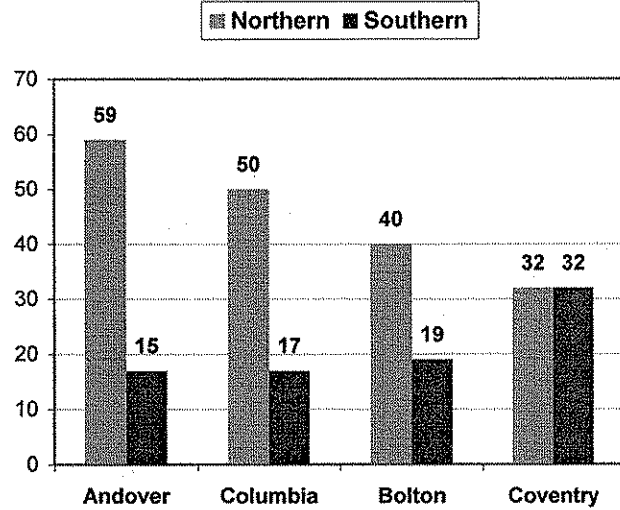
When asked to choose between the route options, 41% of residents overall choose the Northern Route and 24% choose the Southern Route. Coventry split its preference, 32% for the Northern Route and 32% for the Southern Route. Eleven percent say either option was acceptable.

**If a Route 6 bypass were going to be built, would you prefer the Northern Route or the Southern Route?**

**Overall Preference**



**Preference by town**

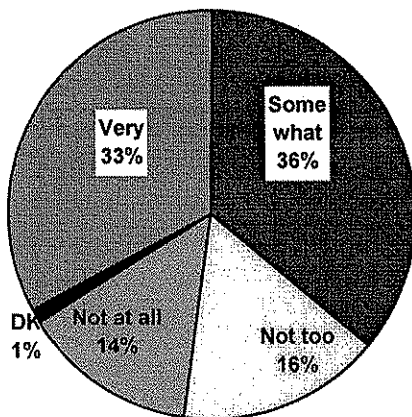


**Attitudes About Upgrades to Route 6**

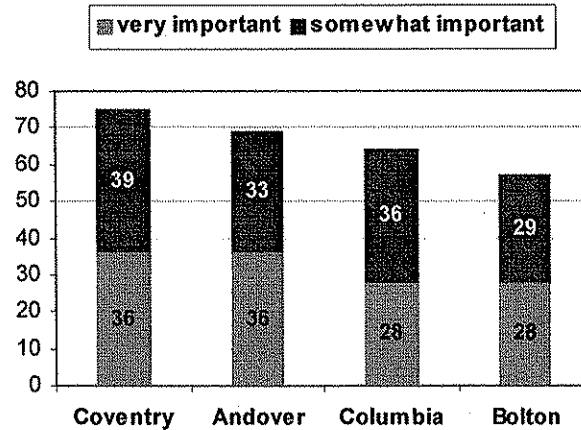
Even if a bypass is constructed, a sizable majority (69%) considers that additional upgrades to the existing route 6 are very or somewhat important (33% and 36% respectively). The perceived importance of this issue varies by town: while it is very or somewhat important to three quarters of the residents of Coventry, the number drops to less than 60% in Bolton, with Andover and Columbia in the middle.

**Even if a bypass is constructed, how important is it that upgrades be made to the existing Route 6?**

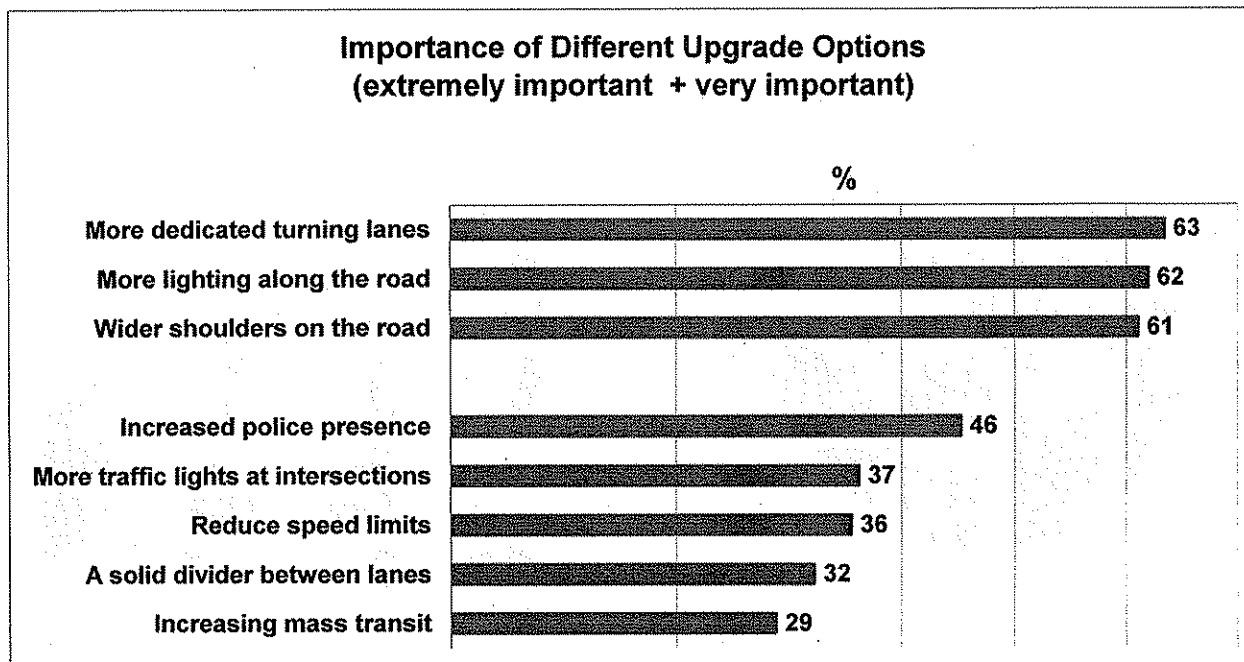
**Overall Importance**



**Importance by town**



Residents also distinguish between the specific upgrades that are relatively more important.



### Usage and Proximity to Route 6

The survey found that among the four towns, there are considerable variations in levels of usage of Route 6. They range from a high of 92% of Andover residents using Route 6 at least a couple times a week to a low of 37% of Coventry residents using Route 6 at least a couple times a week. Sixty-five percent of Columbia and 42% of Bolton residents use Route 6 at least a couple of times per week.

Residents of Andover and Bolton differ considerably from Columbia and Coventry in their proximity to Route 6. The survey shows that 55% of Andover residents live less than one mile, 39% of Bolton residents, 26% of Columbia residents and only 7% of residents in Coventry live within one mile from Route 6.

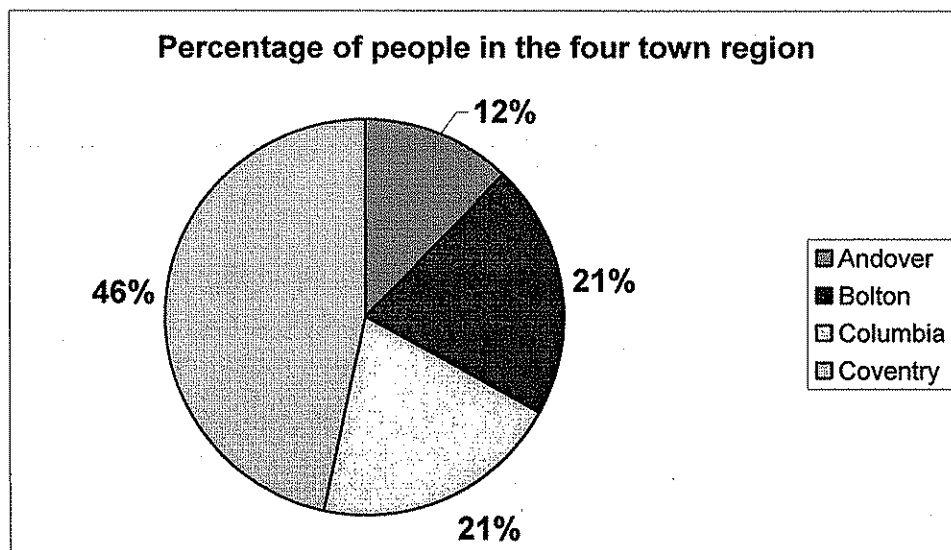
## Methodology

This Route 6 survey was requested by Congressman Rob Simmons (R-CT 02) and funded through a grant from SBC SNET and the Master's of Survey Research Program at the University of Connecticut. It was conducted by the Center for Survey Research and Analysis (CSRA) at the University of Connecticut with Dr. Ken Dautrich as the Principal Investigator and Patrick McGloin, Delia Parada and Pablo Paras as Project Managers.

The survey was conducted using a scientific sample of residents from the towns of Bolton, Andover, Columbia and Coventry. These towns were selected to be surveyed due to the fact that they are the towns where the proposed highway bypass would be located. The interviews were conducted via computer-assisted telephone interviewing with randomly selected residents of the four towns over a two-week period beginning February 27<sup>th</sup> and concluding on March 9, 2003.

About 200 adult residents per town were interviewed for the survey for a total sample size of 811 interviews. The margin of error for the total sample is +/- 3.4% at a 95% confidence level; the margin of error for the individual town samples is +/- 6.7% at a 95% confidence level.

The final data from the interviews was weighted to ensure that each town has representation in the sample proportionate to its population. The survey counts the responses from each town in direct proportion to their contribution to the total population of all four towns.



CSRA developed the questionnaire and had sole editorial authority. In order to ensure that all perspectives were included in the formulation of the questionnaire, CSRA staff met with Route 6 policy leaders from all four of the footprint towns to discuss their concerns and receive their input. CSRA also invited comments from state elected officials and concerned citizens from the communities to be surveyed.

The questionnaire was drafted and revised, and was thoroughly pre-tested prior to being fielded in the end of February.

## Survey Data Tables

| Q1. How much have you heard or read about issues concerning the stretch of Route 6 that goes through your town, would you say you've heard or read – a lot, some, only a little, or nothing at all? |                |       |        |         |          |          |
|---|----------------|-------|--------|---------|----------|----------|
|   |                | Total | Town   |         |          |          |
|   |                |       | Bolton | Andover | Columbia | Coventry |
| Q1.   | A lot          | 60%   | 63%    | 71%     | 60%      | 55%      |
|   | Some           | 23%   | 21%    | 22%     | 22%      | 24%      |
|   | Only a little  | 14%   | 12%    | 6%      | 14%      | 17%      |
|   | Nothing at all | 4%    | 4%     | 1%      | 4%       | 4%       |

IQ2. As you may know, there have been a number of proposals to address the section of Route 6 that connects Route 384 in Bolton to the intersection of Routes 6 and 66 in Columbia.

| Q2. One proposal is for a 4 lane highway separating the East and West bound traffic that would allow drivers to bypass the existing 11-mile section of Route 6 that runs from Bolton to Columbia. This proposal has been referred to as the Route 6 Bypass. Do you support or oppose the construction of this bypass? |                  |       |        |         |          |          |
|---|------------------|-------|--------|---------|----------|----------|
|   |                  | Total | Town   |         |          |          |
|   |                  |       | Bolton | Andover | Columbia | Coventry |
| Q2.   | Support strongly | 37%   | 40%    | 52%     | 50%      | 26%      |
|   | Support somewhat | 20%   | 23%    | 16%     | 19%      | 21%      |
|   | Oppose somewhat  | 9%    | 7%     | 6%      | 5%       | 11%      |
|   | Oppose strongly  | 21%   | 17%    | 16%     | 15%      | 27%      |
|   | Don't Know       | 13%   | 13%    | 11%     | 11%      | 15%      |

| Q3. Another proposal involves additional upgrades to the existing Route 6 INSTEAD OF building a highway bypass. Do you support or oppose additional upgrades to the existing Route 6 INSTEAD OF building a bypass? |                  |       |        |         |          |          |
|--|------------------|-------|--------|---------|----------|----------|
|  |                  | Total | Town   |         |          |          |
|  |                  |       | Bolton | Andover | Columbia | Coventry |
| Q3.  | Support strongly | 32%   | 29%    | 28%     | 19%      | 40%      |
|  | Support somewhat | 20%   | 20%    | 12%     | 16%      | 25%      |
|  | Oppose somewhat  | 15%   | 17%    | 13%     | 22%      | 11%      |
|  | Oppose strongly  | 24%   | 26%    | 42%     | 37%      | 14%      |
|  | Don't Know       | 8%    | 7%     | 4%      | 6%       | 11%      |



| Q4. Another proposal involves keeping Route 6 as it is today, constructing neither a bypass nor additional upgrades. Do you support or oppose keeping Route 6 as it is? |                  |       |        |         |          |          |
|---|------------------|-------|--------|---------|----------|----------|
|   |                  | Total | Town   |         |          |          |
|   |                  |       | Bolton | Andover | Columbia | Coventry |
| Q4.   | Support strongly | 7%    | 6%     | 5%      | 7%       | 9%       |
|   | Support somewhat | 9%    | 9%     | 5%      | 8%       | 10%      |
|   | Oppose somewhat  | 11%   | 11%    | 11%     | 7%       | 13%      |
|   | Oppose strongly  | 69%   | 70%    | 78%     | 75%      | 62%      |
|   | Don't Know       | 4%    | 4%     | 2%      | 3%       | 6%       |
|   | Refused          | 0%    | 0%     | 1%      | 0%       | 0%       |

| Q5. Of the three alternatives I just read, which would you most prefer: the construction of a bypass, additional upgrades to the existing Route 6 or keeping the existing Route 6 as it is right now? |   |       |        |         |          |          |
|---|---|-------|--------|---------|----------|----------|
|   |   | Total | Town   |         |          |          |
|   |   |       | Bolton | Andover | Columbia | Coventry |
| Q5.   | Construction of a bypass                        | 50%   | 54%    | 60%     | 65%      | 39%      |
|   | Additional upgrades to the existing Route 6     | 40%   | 35%    | 32%     | 23%      | 51%      |
|   | Keeping the existing Route 6 as it is right now | 7%    | 7%     | 5%      | 9%       | 6%       |
|   | Other   | 0%    | 1%     | 1%      | 0%       | 0%       |
|   | Don't Know                                      | 3%    | 3%     | 2%      | 3%       | 5%       |

| Q6a. Why do you support the construction of a bypass? |   |       |        |         |          |          |
|---|---|-------|--------|---------|----------|----------|
|   |   | Total | Town   |         |          |          |
|   |   |       | Bolton | Andover | Columbia | Coventry |
| Q6a.  | Route 6 is not safe/It is dangerous                         | 21%   | 19%    | 22%     | 25%      | 18%      |
|   | Safety/Safer to drive                                       | 22%   | 17%    | 19%     | 26%      | 23%      |
|   | Reduce traffic/Better traffic flow/Trucks away from Route 6 | 31%   | 29%    | 55%     | 27%      | 25%      |
|   | Reduce accidents and fatalities                             | 24%   | 34%    | 17%     | 25%      | 21%      |
|   | Better for the community                                    | 2%    | 1%     | 1%      | 2%       | 2%       |
|   | Upgrades are not sufficient                                 | 4%    | 5%     | 7%      | 5%       | 3%       |
|   | Convenience/Better commutes/Easier access                   | 11%   | 3%     | 3%      | 14%      | 17%      |
|   | Increase economic growth/More business                      | 2%    | 1%     | 1%      | 5%       | 2%       |
|   | If nothing done it would get worse                          | 0%    | 1%     | 2%      | 0%       | 0%       |
|   | I know somebody who was killed or injured                   | 2%    | 2%     | 1%      | 0%       | 4%       |

|   |     |     |     |     |     |
|---|-----|-----|-----|-----|-----|
| <b>(Q6a continued)</b>                                      |     |     |     |     |     |
| <b>Is the best thing to do/Better alternative/Necessary</b> | 12% | 12% | 6%  | 11% | 14% |
| <b>Other</b>  | 19% | 20% | 13% | 21% | 20% |
| <b>Don't know</b>   | 1%  | 0%  | 1%  | 0%  | 3%  |
| <b>Refused</b>  | 1%  | 1%  | 0%  | 1%  | 1%  |

| <b>Q6b. Why do you support additional upgrades to the existing Route 6?</b> |   |              |               |                |                 |                 |
|---|---|--------------|---------------|----------------|-----------------|-----------------|
|   |   | <b>Total</b> | <b>Town</b>   |                |                 |                 |
|   |   |              | <b>Bolton</b> | <b>Andover</b> | <b>Columbia</b> | <b>Coventry</b> |
| <b>Q6b.</b>   | <b>Safety reasons</b>   | 19%          | 21%           | 8%             | 20%             | 20%             |
|   | <b>Reduce accidents and fatalities</b>                          | 9%           | 10%           | 8%             | 8%              | 9%              |
|   | <b>Needs improvements/More upgrades</b>                         | 27%          | 29%           | 38%            | 20%             | 27%             |
|   | <b>Don't want a bypass/Not necessary</b>                        | 13%          | 9%            | 8%             | 9%              | 16%             |
|   | <b>Protect environment/Less environmental destruction</b>       | 13%          | 15%           | 15%            | 11%             | 13%             |
|   | <b>Less disturbance for residents/Impact on properties/Town</b> | 13%          | 14%           | 9%             | 12%             | 13%             |
|   | <b>To ease the traffic</b>                                      | 5%           | 5%            | 10%            | 6%              | 5%              |
|   | <b>Cheaper and less time consuming</b>                          | 11%          | 9%            | 4%             | 7%              | 14%             |
|   | <b>Better alternative</b>                                       | 6%           | 4%            | 12%            | 8%              | 6%              |
|   | <b>Better for business on Route 6</b>                           | 0%           | 0%            | 0%             | 0%              | 1%              |
|   | <b>I know somebody who was killed or injured</b>                | 2%           | 0%            | 1%             | 0%              | 2%              |
|   | <b>Is not the road is the drivers</b>                           | 6%           | 5%            | 6%             | 10%             | 5%              |
|   | <b>Other</b>  | 13%          | 14%           | 27%            | 17%             | 10%             |
|   | <b>Don't know</b>   | 0%           | 0%            | 0%             | 2%              | 0%              |
|   | <b>Refused</b>  | 3%           | 7%            | 1%             | 0%              | 2%              |

| <b>Q7. How concerned are you about your own personal safety when you drive or ride in a car on Route 6?<br/>Would you say you're very concerned, somewhat concerned, not very concerned, or not at all concerned?</b> |                                      |              |               |                |                 |                 |
|---|--------------------------------------|--------------|---------------|----------------|-----------------|-----------------|
|   |                                      | <b>Total</b> | <b>Town</b>   |                |                 |                 |
|   |                                      |              | <b>Bolton</b> | <b>Andover</b> | <b>Columbia</b> | <b>Coventry</b> |
| <b>Q7.</b>  | <b>Very concerned</b>                | 40%          | 41%           | 51%            | 52%             | 32%             |
|   | <b>Somewhat concerned</b>            | 33%          | 34%           | 29%            | 31%             | 34%             |
|   | <b>Not very concerned</b>            | 15%          | 15%           | 12%            | 8%              | 18%             |
|   | <b>Not at all concerned</b>          | 9%           | 9%            | 8%             | 9%              | 9%              |
|   | <b>Don't know</b>                    | 0%           | 0%            | 0%             | 0%              | 1%              |
|   | <b>Never drive on Route 6 (vol.)</b> | 3%           | 1%            | 0%             | 0%              | 6%              |

**Q8. Compared to other roads you drive on, would you say Route 6 is safer, more dangerous, or about the same?**

|     |                               | Total | Town   |         |          |          |
|-----|-------------------------------|-------|--------|---------|----------|----------|
|     |                               |       | Bolton | Andover | Columbia | Coventry |
| Q8. | Safer                         | 1%    | 1%     | 0%      | 1%       | 1%       |
|     | More dangerous                | 64%   | 75%    | 64%     | 72%      | 55%      |
|     | About the same                | 34%   | 25%    | 35%     | 27%      | 41%      |
|     | Never drive on Route 6 (vol.) | 1%    | 0%     | 0%      | 1%       | 1%       |
|     | Don't Know                    | 1%    | 0%     | 1%      | 0%       | 2%       |

**Q9. How often do you avoid driving or riding in a car on Route 6 because of safety concerns, often, sometimes, rarely, or never?**

|     |                               | Total | Town   |         |          |          |
|-----|-------------------------------|-------|--------|---------|----------|----------|
|     |                               |       | Bolton | Andover | Columbia | Coventry |
| Q9. | Often                         | 24%   | 23%    | 28%     | 27%      | 23%      |
|     | Sometimes                     | 19%   | 22%    | 13%     | 18%      | 19%      |
|     | Rarely                        | 13%   | 16%    | 13%     | 12%      | 12%      |
|     | Never                         | 42%   | 37%    | 45%     | 42%      | 43%      |
|     | Never drive on Route 6 (vol.) | 2%    | 1%     | 0%      | 0%       | 3%       |
|     | Depends                       | 0%    | 0%     | 1%      | 0%       |          |

**IQ10. I'm going to read you a list of arguments that some people give as to why a bypass SHOULD NOT BE CONSTRUCTED. As I read each of the following arguments, please tell me if you agree or disagree with each.**

**Q10. A bypass SHOULD NOT be built because it will require construction on 35 to 40 acres of land that are currently designated as wetlands. Do you agree or disagree with this argument?**

|      |                   | Total | Town   |         |          |          |
|------|-------------------|-------|--------|---------|----------|----------|
|      |                   |       | Bolton | Andover | Columbia | Coventry |
| Q10. | Strongly agree    | 34%   | 27%    | 24%     | 23%      | 44%      |
|      | Somewhat Agree    | 14%   | 12%    | 10%     | 14%      | 17%      |
|      | Somewhat disagree | 21%   | 21%    | 24%     | 28%      | 17%      |
|      | Strongly disagree | 28%   | 34%    | 39%     | 33%      | 20%      |
|      | Don't Know        | 3%    | 6%     | 4%      | 1%       | 2%       |

| Q11. A bypass SHOULD NOT be built because it will require that the government purchase 25 to 50 homes whose property will be needed to build the bypass. Do you agree or disagree with this argument? |                   |       |        |         |          |          |
|---|-------------------|-------|--------|---------|----------|----------|
|   |                   | Total | Town   |         |          |          |
|   |                   |       | Bolton | Andover | Columbia | Coventry |
| Q11.  | Strongly agree    | 37%   | 34%    | 26%     | 23%      | 47%      |
|   | Somewhat Agree    | 16%   | 15%    | 9%      | 18%      | 16%      |
|   | Somewhat disagree | 18%   | 15%    | 24%     | 23%      | 16%      |
|   | Strongly disagree | 26%   | 30%    | 35%     | 33%      | 18%      |
|   | Don't Know        | 4%    | 5%     | 6%      | 4%       | 3%       |

| Q12. A bypass SHOULD NOT be built because it will damage the environment. Do you agree or disagree with this argument? |                   |       |        |         |          |          |
|--|-------------------|-------|--------|---------|----------|----------|
|  |                   | Total | Town   |         |          |          |
|  |                   |       | Bolton | Andover | Columbia | Coventry |
| Q12.   | Strongly agree    | 32%   | 22%    | 21%     | 21%      | 45%      |
|  | Somewhat Agree    | 14%   | 12%    | 10%     | 16%      | 14%      |
|  | Somewhat disagree | 20%   | 22%    | 19%     | 23%      | 18%      |
|  | Strongly disagree | 31%   | 38%    | 47%     | 39%      | 21%      |
|  | Don't Know        | 3%    | 5%     | 2%      | 1%       | 3%       |

| Q13. A bypass SHOULD NOT be built because it will disrupt the character of your town. Do you agree or disagree with this argument? |                   |       |        |         |          |          |
|--|-------------------|-------|--------|---------|----------|----------|
|  |                   | Total | Town   |         |          |          |
|  |                   |       | Bolton | Andover | Columbia | Coventry |
| Q13.   | Strongly agree    | 25%   | 20%    | 19%     | 15%      | 33%      |
|  | Somewhat Agree    | 10%   | 6%     | 8%      | 13%      | 11%      |
|  | Somewhat disagree | 26%   | 21%    | 20%     | 30%      | 28%      |
|  | Strongly disagree | 37%   | 49%    | 50%     | 41%      | 26%      |
|  | Don't Know        | 2%    | 4%     | 3%      | 1%       | 2%       |

IQ14. Now I'm going to read you a list of arguments that some people give as to why a bypass **SHOULD BE CONSTRUCTED**. As I read each of the following arguments, please tell me if you agree or disagree.

| Q14. A bypass <b>SHOULD</b> be built because it will be a safer road to travel on than the existing Route 6. Do you agree or disagree with this argument? |                   |       |        |         |          |          |
|---|-------------------|-------|--------|---------|----------|----------|
|   |                   | Total | Town   |         |          |          |
|   |                   |       | Bolton | Andover | Columbia | Coventry |
| Q14.  | Strongly agree    | 55%   | 60%    | 63%     | 67%      | 45%      |
|   | Somewhat Agree    | 18%   | 19%    | 18%     | 13%      | 20%      |
|   | Somewhat disagree | 12%   | 10%    | 10%     | 8%       | 15%      |
|   | Strongly disagree | 13%   | 9%     | 8%      | 10%      | 17%      |
|   | Don't Know        | 2%    | 2%     | 2%      | 2%       | 3%       |

| Q15. A bypass <b>SHOULD</b> be built because it will reduce the traffic on the existing Route 6. Do you agree or disagree with this argument? |                   |       |        |         |          |          |
|---|-------------------|-------|--------|---------|----------|----------|
|   |                   | Total | Town   |         |          |          |
|   |                   |       | Bolton | Andover | Columbia | Coventry |
| Q15.  | Strongly agree    | 49%   | 56%    | 66%     | 57%      | 38%      |
|   | Somewhat Agree    | 19%   | 19%    | 16%     | 19%      | 21%      |
|   | Somewhat disagree | 14%   | 14%    | 8%      | 12%      | 17%      |
|   | Strongly disagree | 15%   | 9%     | 9%      | 8%       | 22%      |
|   | Don't Know        | 2%    | 2%     | 1%      | 3%       | 2%       |

| Q16. A bypass <b>SHOULD</b> be constructed <b>IF</b> it includes a proposal to set aside three acres of open space in your community to be protected from development for each acre of wetlands that is used for the construction of a bypass. Do you agree or disagree with this argument? |                   |       |        |         |          |          |
|---|-------------------|-------|--------|---------|----------|----------|
|   |                   | Total | Town   |         |          |          |
|   |                   |       | Bolton | Andover | Columbia | Coventry |
| Q16.  | Strongly agree    | 30%   | 30%    | 34%     | 32%      | 29%      |
|   | Somewhat Agree    | 26%   | 27%    | 26%     | 34%      | 22%      |
|   | Somewhat disagree | 15%   | 19%    | 11%     | 13%      | 15%      |
|   | Strongly disagree | 22%   | 15%    | 17%     | 15%      | 29%      |
|   | Don't Know        | 6%    | 10%    | 11%     | 5%       | 4%       |

| Q17. A bypass SHOULD be constructed IF it includes a proposal to protect 1000 acres of currently undeveloped land from any type of future development. Do you agree or disagree with this argument? |                   |       |        |         |          |          |
|---|-------------------|-------|--------|---------|----------|----------|
|   |                   | Total | Town   |         |          |          |
|   |                   |       | Bolton | Andover | Columbia | Coventry |
| Q17.  | Strongly agree    | 33%   | 28%    | 34%     | 28%      | 37%      |
|   | Somewhat Agree    | 22%   | 20%    | 19%     | 30%      | 19%      |
|   | Somewhat disagree | 16%   | 22%    | 17%     | 17%      | 13%      |
|   | Strongly disagree | 22%   | 20%    | 18%     | 17%      | 26%      |
|   | Don't Know        | 7%    | 10%    | 12%     | 8%       | 5%       |

IQ18. There are generally two proposed routes for a Route 6 Bypass connecting Route 384 in Bolton to the intersection of Routes 6 and 66 in Columbia. Both options are of comparable length.

| Q18. The Northern Route would begin at the end of Route 384, proceed through Bolton, continue into Coventry, cross into Andover and proceed back into Coventry, ending at the intersection of Routes 6 and 66. This is called the Northern Route because it stays North of the Hop River. Would you support or oppose the construction of a bypass that follows this route? |                  |       |        |         |          |          |
|---|------------------|-------|--------|---------|----------|----------|
|   |                  | Total | Town   |         |          |          |
|   |                  |       | Bolton | Andover | Columbia | Coventry |
| Q18.  | Support strongly | 31%   | 34%    | 49%     | 41%      | 21%      |
|   | Support somewhat | 20%   | 22%    | 15%     | 22%      | 20%      |
|   | Oppose somewhat  | 10%   | 9%     | 7%      | 11%      | 10%      |
|   | Oppose strongly  | 27%   | 17%    | 18%     | 13%      | 40%      |
|   | Don't Know       | 12%   | 17%    | 11%     | 12%      | 9%       |

| Q19. The Southern Route would begin at the end of Route 384, proceed through Bolton, continuing into Coventry, then cross the Hop River, proceeding through Andover and Columbia, crossing the Hop River again and ending at the intersection of Routes 6 and 66. This is called the Southern Route because it crosses the Hop River to the South. Would you support or oppose the construction of a bypass that follows this route? |                  |       |        |         |          |          |
|--|------------------|-------|--------|---------|----------|----------|
|  |                  | Total | Town   |         |          |          |
|  |                  |       | Bolton | Andover | Columbia | Coventry |
| Q19.   | Support strongly | 18%   | 19%    | 12%     | 16%      | 21%      |
|  | Support somewhat | 22%   | 25%    | 15%     | 25%      | 20%      |
|  | Oppose somewhat  | 13%   | 13%    | 18%     | 8%       | 14%      |
|  | Oppose strongly  | 35%   | 26%    | 40%     | 38%      | 36%      |
|  | Don't Know       | 12%   | 15%    | 15%     | 13%      | 9%       |
|  | Refused          | 0%    | 1%     | 0%      | 0%       | 0%       |

| Q20. If a Route 6 bypass were going to be built, would you prefer the Northern Route or the Southern Route? |                                   |       |        |         |          |          |
|---|-----------------------------------|-------|--------|---------|----------|----------|
|   |                                   | Total | Town   |         |          |          |
|   |                                   |       | Bolton | Andover | Columbia | Coventry |
| Q20.  | Northern Route                    | 41%   | 40%    | 59%     | 50%      | 32%      |
|   | Southern Route                    | 24%   | 19%    | 15%     | 17%      | 32%      |
|   | Either one (vol.)                 | 11%   | 15%    | 5%      | 14%      | 9%       |
|   | None of the above (vol.)          | 8%    | 4%     | 4%      | 6%       | 11%      |
|   | Against ALL bypass options (vol.) | 8%    | 8%     | 11%     | 4%       | 8%       |
|   | Don't Know                        | 9%    | 13%    | 6%      | 8%       | 8%       |
|   | Refused                           | 0%    | 1%     | 0%      | 0%       | 0%       |

| Q21. If a Route 6 bypass is built, would you support or oppose an exit and entrance ramp in your town? |                  |       |        |         |          |          |
|--|------------------|-------|--------|---------|----------|----------|
|  |                  | Total | Town   |         |          |          |
|  |                  |       | Bolton | Andover | Columbia | Coventry |
| Q21.   | Support strongly | 44%   | 52%    | 39%     | 46%      | 40%      |
|  | Support somewhat | 25%   | 23%    | 24%     | 26%      | 25%      |
|  | Oppose somewhat  | 7%    | 6%     | 10%     | 8%       | 7%       |
|  | Oppose strongly  | 19%   | 11%    | 18%     | 15%      | 24%      |
|  | Don't Know       | 5%    | 8%     | 8%      | 5%       | 3%       |

| Q22. Even if a bypass is constructed, how important is it that additional upgrades be made to the existing Route 6, very important, somewhat important, not too important, or not at all important? |                      |       |        |         |          |          |
|---|----------------------|-------|--------|---------|----------|----------|
|   |                      | Total | Town   |         |          |          |
|   |                      |       | Bolton | Andover | Columbia | Coventry |
| Q22.  | Very important       | 33%   | 28%    | 36%     | 28%      | 36%      |
|   | Somewhat important   | 36%   | 29%    | 33%     | 36%      | 39%      |
|   | Not too important    | 16%   | 27%    | 19%     | 16%      | 11%      |
|   | Not at all important | 14%   | 12%    | 11%     | 19%      | 13%      |
|   | Don't Know           | 1%    | 3%     | 2%      | 1%       | 1%       |

IQ23. I'm going to read you a list of additional upgrades that some people have suggested be made to the existing Route 6 WHETHER OR NOT A BYPASS IS BUILT. After I read each proposed upgrade, please tell me if you consider it extremely important, very important, somewhat important, not too important, or not important at all.

| Q23. More lighting along the road to improve visibility? |                      |       |        |         |          |          |
|--|----------------------|-------|--------|---------|----------|----------|
|  |                      | Total | Town   |         |          |          |
|  |                      |       | Bolton | Andover | Columbia | Coventry |
| Q23.   | Extremely important  | 32%   | 26%    | 30%     | 27%      | 37%      |
|  | Very important       | 30%   | 36%    | 31%     | 28%      | 28%      |
|  | Somewhat important   | 25%   | 23%    | 25%     | 27%      | 24%      |
|  | Not too important    | 8%    | 7%     | 8%      | 8%       | 8%       |
|  | Not at all important | 5%    | 7%     | 6%      | 7%       | 3%       |
|  | Don't Know           | 1%    | 0%     | 0%      | 2%       | 0%       |

| Q24. A solid divider between the East and West bound lanes? |                      |       |        |         |          |          |
|---|----------------------|-------|--------|---------|----------|----------|
|   |                      | Total | Town   |         |          |          |
|   |                      |       | Bolton | Andover | Columbia | Coventry |
| Q24.  | Extremely important  | 13%   | 14%    | 10%     | 10%      | 15%      |
|   | Very important       | 19%   | 19%    | 11%     | 21%      | 21%      |
|   | Somewhat important   | 26%   | 25%    | 21%     | 21%      | 30%      |
|   | Not too important    | 17%   | 16%    | 24%     | 16%      | 17%      |
|   | Not at all important | 22%   | 22%    | 32%     | 29%      | 16%      |
|   | Don't Know           | 2%    | 2%     | 2%      | 3%       | 1%       |

| Q25. More traffic lights at intersections? |                      |       |        |         |          |          |
|--|----------------------|-------|--------|---------|----------|----------|
|  |                      | Total | Town   |         |          |          |
|  |                      |       | Bolton | Andover | Columbia | Coventry |
| Q25.                                       | Extremely important  | 15%   | 14%    | 17%     | 8%       | 17%      |
|  | Very important       | 22%   | 25%    | 19%     | 17%      | 23%      |
|  | Somewhat important   | 29%   | 27%    | 26%     | 28%      | 32%      |
|  | Not too important    | 16%   | 15%    | 17%     | 19%      | 14%      |
|  | Not at all important | 16%   | 16%    | 20%     | 26%      | 12%      |
|  | Don't Know           | 2%    | 3%     | 1%      | 2%       | 2%       |



| Q26. More dedicated turning lanes? |                      |       |        |         |          |          |
|------------------------------------|----------------------|-------|--------|---------|----------|----------|
|                                    |                      | Total | Town   |         |          |          |
|                                    |                      |       | Bolton | Andover | Columbia | Coventry |
| Q26.                               | Extremely important  | 25%   | 19%    | 35%     | 21%      | 28%      |
|                                    | Very important       | 38%   | 36%    | 35%     | 33%      | 42%      |
|                                    | Somewhat important   | 24%   | 26%    | 19%     | 30%      | 22%      |
|                                    | Not too important    | 7%    | 9%     | 7%      | 7%       | 6%       |
|                                    | Not at all important | 4%    | 8%     | 2%      | 6%       | 2%       |
|                                    | Don't Know           | 1%    | 1%     | 2%      | 3%       | 0%       |

| Q27. Increased police presence? |                      |       |        |         |          |          |
|---------------------------------|----------------------|-------|--------|---------|----------|----------|
|                                 |                      | Total | Town   |         |          |          |
|                                 |                      |       | Bolton | Andover | Columbia | Coventry |
| Q27.                            | Extremely important  | 21%   | 13%    | 24%     | 16%      | 25%      |
|                                 | Very important       | 25%   | 26%    | 26%     | 23%      | 25%      |
|                                 | Somewhat important   | 27%   | 28%    | 28%     | 26%      | 28%      |
|                                 | Not too important    | 13%   | 16%    | 14%     | 14%      | 12%      |
|                                 | Not at all important | 13%   | 15%    | 8%      | 18%      | 11%      |
|                                 | Don't Know           | 1%    | 0%     | 0%      | 2%       | 0%       |

| Q28. Reduced speed limits? |                      |       |        |         |          |          |
|----------------------------|----------------------|-------|--------|---------|----------|----------|
|                            |                      | Total | Town   |         |          |          |
|                            |                      |       | Bolton | Andover | Columbia | Coventry |
| Q28.                       | Extremely important  | 16%   | 13%    | 13%     | 6%       | 22%      |
|                            | Very important       | 20%   | 26%    | 19%     | 19%      | 17%      |
|                            | Somewhat important   | 23%   | 22%    | 27%     | 20%      | 23%      |
|                            | Not too important    | 19%   | 16%    | 22%     | 21%      | 19%      |
|                            | Not at all important | 22%   | 21%    | 19%     | 32%      | 18%      |
|                            | Don't Know           | 1%    | 1%     | 1%      | 2%       | 0%       |
|                            | Refused              | 0%    | 1%     | 0%      | 0%       | 0%       |

| Q29. Wider shoulders on the road? |                      |       |        |         |          |          |
|-----------------------------------|----------------------|-------|--------|---------|----------|----------|
|                                   |                      | Total | Town   |         |          |          |
|                                   |                      |       | Bolton | Andover | Columbia | Coventry |
| Q29.                              | Extremely important  | 24%   | 19%    | 31%     | 20%      | 27%      |
|                                   | Very important       | 37%   | 36%    | 34%     | 33%      | 40%      |
|                                   | Somewhat important   | 25%   | 31%    | 23%     | 25%      | 23%      |
|                                   | Not too important    | 7%    | 6%     | 7%      | 9%       | 6%       |
|                                   | Not at all important | 6%    | 6%     | 5%      | 10%      | 4%       |
|                                   | Don't Know           | 1%    | 0%     | 1%      | 3%       | 0%       |

| Q30. Increasing mass transit options on Route 6? |                      |       |        |         |          |          |
|--|----------------------|-------|--------|---------|----------|----------|
|  |                      | Total | Town   |         |          |          |
|  |                      |       | Bolton | Andover | Columbia | Coventry |
| Q30.   | Extremely important  | 11%   | 5%     | 10%     | 9%       | 14%      |
|  | Very important       | 18%   | 20%    | 18%     | 19%      | 17%      |
|  | Somewhat important   | 27%   | 30%    | 26%     | 31%      | 25%      |
|  | Not too important    | 21%   | 21%    | 20%     | 19%      | 22%      |
|  | Not at all important | 20%   | 21%    | 25%     | 19%      | 19%      |
|  | Don't Know           | 3%    | 3%     | 1%      | 3%       | 3%       |

**Q31. If you had to choose, which of the following options would you say is the single MOST IMPORTANT upgrade that could be made to the existing Route 6?**

|      |  | Total | Town   |         |          |          |
|------|--|-------|--------|---------|----------|----------|
|      |  |       | Bolton | Andover | Columbia | Coventry |
| Q31. | More lighting along the road to improve visibility | 18%   | 21%    | 15%     | 18%      | 18%      |
|      | Solid divider between East and West bound lanes    | 16%   | 20%    | 7%      | 15%      | 17%      |
|      | More traffic lights at intersections               | 8%    | 5%     | 12%     | 5%       | 9%       |
|      | More dedicated turning lanes                       | 18%   | 15%    | 22%     | 20%      | 17%      |
|      | Increased police presence                          | 11%   | 12%    | 11%     | 11%      | 10%      |
|      | Reduce speed limits                                | 9%    | 10%    | 8%      | 6%       | 9%       |
|      | Wider shoulders on the roads                       | 15%   | 12%    | 19%     | 17%      | 14%      |
|      | Increasing mass transit options on Route 6         | 3%    | 1%     | 2%      | 7%       | 3%       |
|      | Don't Know   | 2%    | 3%     | 3%      | 2%       | 2%       |
|      | Refused  | 0%    | 1%     | 1%      | 0%       | 0%       |

| Q32. How many adults at least 18 years or older, including yourself live in your household? |           |       |        |         |          |          |
|---|-----------|-------|--------|---------|----------|----------|
|   |           | Total | Town   |         |          |          |
|   |           |       | Bolton | Andover | Columbia | Coventry |
| Q32.  | 1         | 15%   | 17%    | 14%     | 12%      | 16%      |
|   | 2         | 65%   | 60%    | 73%     | 65%      | 65%      |
|   | 3         | 14%   | 18%    | 8%      | 17%      | 13%      |
|   | 4         | 5%    | 5%     | 5%      | 5%       | 5%       |
|   | 5         | 0%    | 1%     | 0%      | 0%       | 0%       |
|   | 6 or more | 0%    | 0%     | 0%      | 1%       | 0%       |

| Q33. How often do you drive or ride in a car on Route 6? Daily, a couple times a week, once a week, less than once a week, or never? |                       |       |        |         |          |          |
|--|-----------------------|-------|--------|---------|----------|----------|
|  |                       | Total | Town   |         |          |          |
|  |                       |       | Bolton | Andover | Columbia | Coventry |
| Q33.   | Daily                 | 31%   | 20%    | 75%     | 42%      | 20%      |
|  | Couple times a week   | 20%   | 22%    | 17%     | 23%      | 17%      |
|  | Once a week           | 15%   | 18%    | 3%      | 18%      | 16%      |
|  | Less than once a week | 30%   | 38%    | 4%      | 15%      | 41%      |
|  | Never                 | 4%    | 2%     | 0%      | 2%       | 6%       |
|  | Don't Know            | 0%    | 1%     | 0%      | 0%       | 0%       |

| Q34. How often do other adults in your household drive or ride in a car on Route 6? Daily, a couple times a week, once a week, less than once a week, or never? |                       |       |        |         |          |          |
|---|-----------------------|-------|--------|---------|----------|----------|
|   |                       | Total | Town   |         |          |          |
|   |                       |       | Bolton | Andover | Columbia | Coventry |
| Q34.  | Daily                 | 26%   | 13%    | 74%     | 41%      | 12%      |
|   | Couple times a week   | 21%   | 24%    | 18%     | 27%      | 18%      |
|   | Once a week           | 14%   | 14%    | 2%      | 13%      | 18%      |
|   | Less than once a week | 31%   | 39%    | 4%      | 16%      | 42%      |
|   | Never                 | 8%    | 9%     | 2%      | 4%       | 10%      |
|   | Don't Know            | 0%    | 1%     | 0%      | 0%       | 0%       |

**Q35. How often do you use Route 6 to go shopping? Daily, a couple times a week, once a week, less than once a week, or never?**

|      |                       | Total | Town   |         |          |          |
|------|-----------------------|-------|--------|---------|----------|----------|
|      |                       |       | Bolton | Andover | Columbia | Coventry |
| Q35. | Daily                 | 9%    | 4%     | 31%     | 11%      | 5%       |
|      | Couple times a week   | 19%   | 9%     | 43%     | 24%      | 15%      |
|      | Once a week           | 13%   | 7%     | 13%     | 26%      | 10%      |
|      | Less than once a week | 25%   | 31%    | 5%      | 29%      | 26%      |
|      | Never                 | 33%   | 49%    | 8%      | 11%      | 44%      |
|      | Don't Know            | 0%    | 0%     | 0%      | 0%       | 1%       |

**Q36. How often do you use Route 6 to get to or from work? Daily, a couple times a week, once a week, less than once a week, or never?**

|      |                       | Total | Town   |         |          |          |
|------|-----------------------|-------|--------|---------|----------|----------|
|      |                       |       | Bolton | Andover | Columbia | Coventry |
| Q36. | Daily                 | 28%   | 14%    | 66%     | 39%      | 18%      |
|      | Couple times a week   | 7%    | 5%     | 4%      | 8%       | 8%       |
|      | Once a week           | 2%    | 1%     | 1%      | 4%       | 2%       |
|      | Less than once a week | 7%    | 5%     | 0%      | 5%       | 11%      |
|      | Never                 | 56%   | 75%    | 28%     | 44%      | 60%      |
|      | Don't Know            | 0%    | 0%     | 0%      | 1%       | 0%       |

**Q37. How many children under 18 years of age live in your household?**

|      |           | Total | Town   |         |          |          |
|------|-----------|-------|--------|---------|----------|----------|
|      |           |       | Bolton | Andover | Columbia | Coventry |
| Q37. | 0/None    | 52%   | 55%    | 49%     | 54%      | 51%      |
|      | 1         | 16%   | 14%    | 18%     | 18%      | 16%      |
|      | 2         | 23%   | 21%    | 24%     | 22%      | 23%      |
|      | 3         | 7%    | 7%     | 7%      | 4%       | 7%       |
|      | 4         | 1%    | 1%     | 2%      | 1%       | 2%       |
|      | 5         | 0%    | 0%     | 0%      | 0%       | 1%       |
|      | 7 or more | 0%    | 1%     | 0%      | 0%       | 0%       |
|      | Refused   | 0%    | 1%     | 0%      | 1%       | 0%       |

**Q38. How often do your children get to or from school using Route 6 either in a car or on a bus? Daily, a couple times a week, once a week, less than once a week, or never?**

|      |                       | Total | Town   |         |          |          |
|------|-----------------------|-------|--------|---------|----------|----------|
|      |                       |       | Bolton | Andover | Columbia | Coventry |
| Q38. | Daily                 | 13%   | 11%    | 39%     | 29%      | 1%       |
|      | Couple times a week   | 3%    | 1%     | 5%      | 5%       | 2%       |
|      | Less than once a week | 1%    | 1%     | 0%      | 1%       | 1%       |
|      | Never                 | 83%   | 87%    | 56%     | 65%      | 97%      |
|      | Don't Know            | 0%    | 1%     | 0%      | 0%       | 0%       |

**IQD1. I just have a few more questions for classification purposes only**

**QD1. How many phone numbers do you have in your household that are connected to phones that can be answered by a person, excluding cell phones?**

|      |         | Total | Town   |         |          |          |
|------|---------|-------|--------|---------|----------|----------|
|      |         |       | Bolton | Andover | Columbia | Coventry |
| QD1. | 1       | 76%   | 78%    | 81%     | 73%      | 74%      |
|      | 2       | 19%   | 18%    | 16%     | 23%      | 18%      |
|      | 3       | 4%    | 3%     | 2%      | 2%       | 6%       |
|      | 4       | 1%    | 1%     | 2%      | 1%       | 1%       |
|      | Refused | 1%    | 1%     | 0%      | 1%       | 1%       |

**QD2. And, is the telephone number that we reached you at today a published or unpublished telephone number?**

|      |             | Total | Town   |         |          |          |
|------|-------------|-------|--------|---------|----------|----------|
|      |             |       | Bolton | Andover | Columbia | Coventry |
| QD2. | Published   | 87%   | 97%    | 94%     | 83%      | 83%      |
|      | Unpublished | 11%   | 1%     | 5%      | 16%      | 15%      |
|      | Don't Know  | 1%    | 1%     | 0%      | 1%       | 2%       |
|      | Refused     | 0%    | 1%     | 0%      | 1%       | 0%       |

| QD3. Do you currently rent or own your home? |              |       |        |         |          |          |
|--|--------------|-------|--------|---------|----------|----------|
|  |              | Total | Town   |         |          |          |
|  |              |       | Bolton | Andover | Columbia | Coventry |
| QD3.   | Rent         | 8%    | 5%     | 15%     | 8%       | 7%       |
|  | Own          | 89%   | 91%    | 84%     | 89%      | 89%      |
|  | Other (vol.) | 1%    | 0%     | 2%      | 1%       | 2%       |
|  | Don't Know   | 0%    | 1%     | 0%      | 0%       | 0%       |
|  | Refused      | 1%    | 2%     | 0%      | 2%       | 1%       |

| QD4. How many years have you lived in your town? |            |       |        |         |          |          |
|--|------------|-------|--------|---------|----------|----------|
|  |            | Total | Town   |         |          |          |
|  |            |       | Bolton | Andover | Columbia | Coventry |
| QD4.   | 5 or less  | 30%   | 22%    | 30%     | 28%      | 34%      |
|  | 6 to 15    | 29%   | 31%    | 29%     | 31%      | 28%      |
|  | 16 or more | 41%   | 47%    | 41%     | 41%      | 38%      |

| QD5. How close do you live to the existing Route 6? |                        |       |        |         |          |          |
|---|------------------------|-------|--------|---------|----------|----------|
|   |                        | Total | Town   |         |          |          |
|   |                        |       | Bolton | Andover | Columbia | Coventry |
| QD5.  | Within a mile          | 32%   | 39%    | 55%     | 26%      | 7%       |
|   | 1 to less than 4 miles | 49%   | 50%    | 45%     | 54%      | 47%      |
|   | 4 or more miles        | 19%   | 10%    | 0%      | 20%      | 46%      |

| QD6. What is the highest grade of school you completed? |                                |       |        |         |          |          |
|---|--------------------------------|-------|--------|---------|----------|----------|
|   |                                | Total | Town   |         |          |          |
|   |                                |       | Bolton | Andover | Columbia | Coventry |
| QD6.  | Grade school or less (0-8)     | 0%    | 0%     | 0%      | 1%       | 0%       |
|   | Some high school (9-11)        | 1%    | 2%     | 4%      | 1%       | 1%       |
|   | High School (12)               | 26%   | 28%    | 25%     | 24%      | 27%      |
|   | Some college (1-3 years)       | 21%   | 20%    | 24%     | 28%      | 18%      |
|   | College graduate (4 years)     | 34%   | 32%    | 34%     | 27%      | 39%      |
|   | Post-graduate (beyond 4 years) | 16%   | 17%    | 13%     | 18%      | 14%      |
|   | Don't Know                     | 0%    | 0%     | 0%      | 1%       | 0%       |
|   | Refused                        | 1%    | 1%     | 0%      | 1%       | 1%       |

| QD7. What is the total yearly income of all the members of your family now living at home? |                                |       |        |         |          |          |
|--|--------------------------------|-------|--------|---------|----------|----------|
|  |                                | Total | Town   |         |          |          |
|  |                                |       | Bolton | Andover | Columbia | Coventry |
| QD7.   | Less than \$40,000             | 15%   | 14%    | 9%      | 14%      | 17%      |
|  | \$40,000 to less than \$75,000 | 41%   | 39%    | 54%     | 40%      | 39%      |
|  | \$75,000 or more               | 44%   | 47%    | 37%     | 46%      | 44%      |

| QD9. Respondents Age. |             |       |        |         |          |          |
|-----------------------|-------------|-------|--------|---------|----------|----------|
|                       |             | Total | Town   |         |          |          |
|                       |             |       | Bolton | Andover | Columbia | Coventry |
| QD9.                  | 18-34       | 24%   | 19%    | 25%     | 21%      | 28%      |
|                       | 35-44       | 27%   | 27%    | 27%     | 27%      | 27%      |
|                       | 45-64       | 36%   | 38%    | 38%     | 38%      | 34%      |
|                       | 65 or older | 13%   | 16%    | 10%     | 15%      | 12%      |

| QD10. Generally speaking, do you consider yourself a Republican, Democrat, an Independent or what? |             |       |        |         |          |          |
|--|-------------|-------|--------|---------|----------|----------|
|  |             | Total | Town   |         |          |          |
|  |             |       | Bolton | Andover | Columbia | Coventry |
| QD10.  | Republican  | 22%   | 26%    | 29%     | 22%      | 18%      |
|  | Democrat    | 27%   | 27%    | 21%     | 32%      | 26%      |
|  | Independent | 41%   | 36%    | 45%     | 38%      | 43%      |
|  | Other       | 6%    | 5%     | 3%      | 4%       | 7%       |
|  | Don't Know  | 2%    | 2%     | 1%      | 1%       | 2%       |
|  | Refused     | 3%    | 4%     | 1%      | 2%       | 4%       |

| QD11. What is your Zip Code? |          |       |        |         |          |          |
|------------------------------|----------|-------|--------|---------|----------|----------|
|                              |          | Total | Town   |         |          |          |
|                              |          |       | Bolton | Andover | Columbia | Coventry |
| QD11.                        | Bolton   | 21%   | 100%   | 0%      | 0%       | 0%       |
|                              | Andover  | 12%   | 0%     | 100%    | 0%       | 0%       |
|                              | Columbia | 21%   | 0%     | 0%      | 100%     | 0%       |
|                              | Coventry | 46%   | 0%     | 0%      | 0%       | 100%     |

| QD12. Respondents Gender |        |       |        |         |          |          |
|--------------------------|--------|-------|--------|---------|----------|----------|
|                          |        | Total | Town   |         |          |          |
|                          |        |       | Bolton | Andover | Columbia | Coventry |
| QD12.                    | Male   | 49%   | 46%    | 49%     | 48%      | 51%      |
|                          | Female | 51%   | 54%    | 51%     | 52%      | 49%      |

