


LOTICIP

January 2018



Local Transportation Capital Improvement Program

The Local Transportation Capital Improvement Program (LOTICIP) provides State funds to municipal governments through Regional Planning Organizations for transportation projects. LOTICIP was established in 2013 under Section 74 of Public Act 13-239 with substantially fewer constraints and requirements than the federal Surface Transportation Program (STP) municipalities previously used.

Project Types

- 

Bridges
15%
- 

Reconstruction
59%
- 

Pavement Rehabilitation
10%
- 

Multi-Use Trails
11%
- 

Stand-Alone Sidewalks
5%

STREAMLINES PROJECT DELIVERY: Prior to LOTICIP, the regions and municipalities worked together with the Connecticut Department of Transportation (CTDOT) to administer federal Surface Transportation Program (STP) funding for transportation projects of regional significance. Given federal requirements, the number of design submissions, and the number of specific department reviews a STP project could take at least 4 years from project design to project construction. LOTICIP projects are taking an average of 17 months.

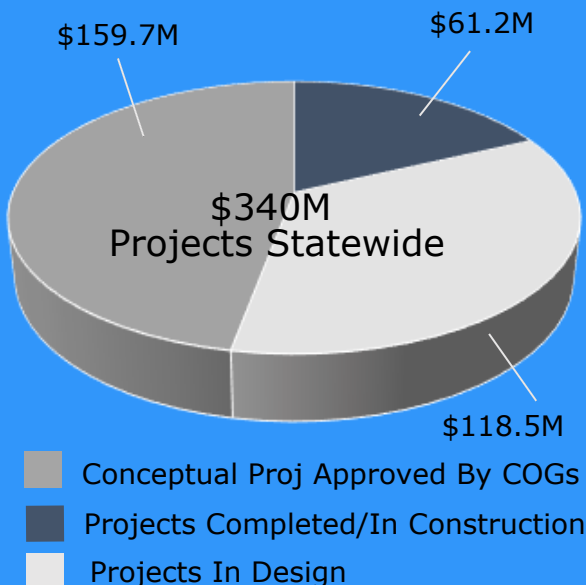


- Inflationary Savings Realized**
- 12% Lower Bids**
- Carry-Over \$ Between Years**
- Lower Design and Construction Inspection Costs**

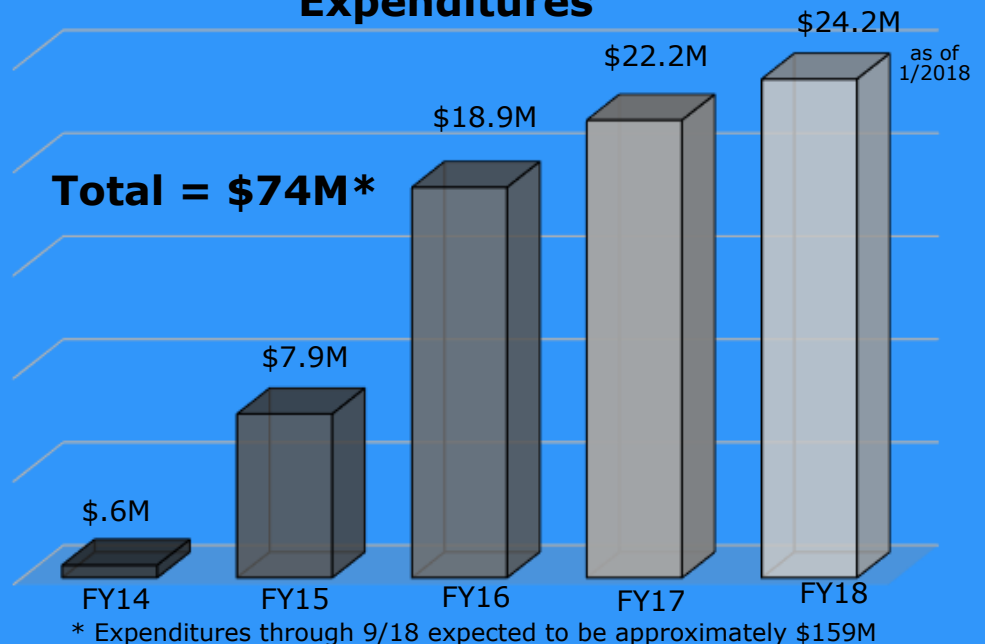
COST EFFECTIVE: Given the reduced time to advance a project through LOTICIP, inflationary factors are significantly minimized and oversight and administration costs are better controlled. On average, municipalities are also realizing 12% lower bids and unspent LOTICIP monies from one year can be carried over to the next year.

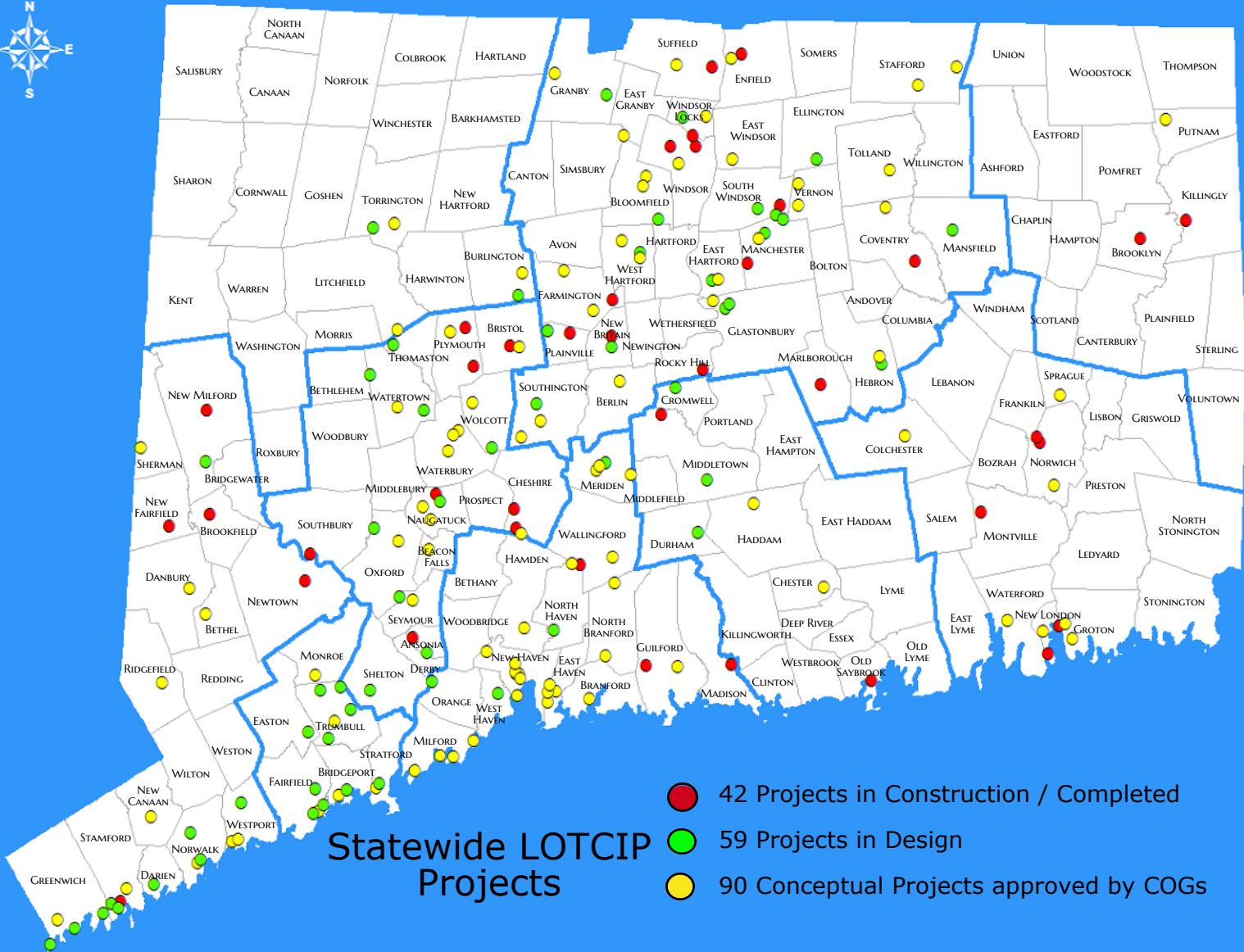
PROGRAMMATIC EFFICIENCIES: The Regional Planning Organizations (RPOs) and municipal officials are responsible for delivering projects under the LOTICIP. Municipalities have tangible control of design standards, pace of project delivery, and construction inspection procedures providing significant relief to CTDOT resources which are already strained.

LOTICIP Statewide Project Totals By Phase



LOTICIP Statewide Program Expenditures





Statewide LOTCIP Projects

- 42 Projects in Construction / Completed
- 59 Projects in Design
- 90 Conceptual Projects approved by COGs

\$180M Projects:
Completed/In Design =

1,746 direct jobs
828 indirect jobs
2,574 induced jobs



\$160M Projects:
Conceptual/Planned =

1,552 direct jobs
736 indirect jobs
2,288 induced jobs*

*AGC of America, Feb. 22, 2011



**Over 100 LOTCIP Transportation Projects
Constructed or In Design Statewide**

Before



After

