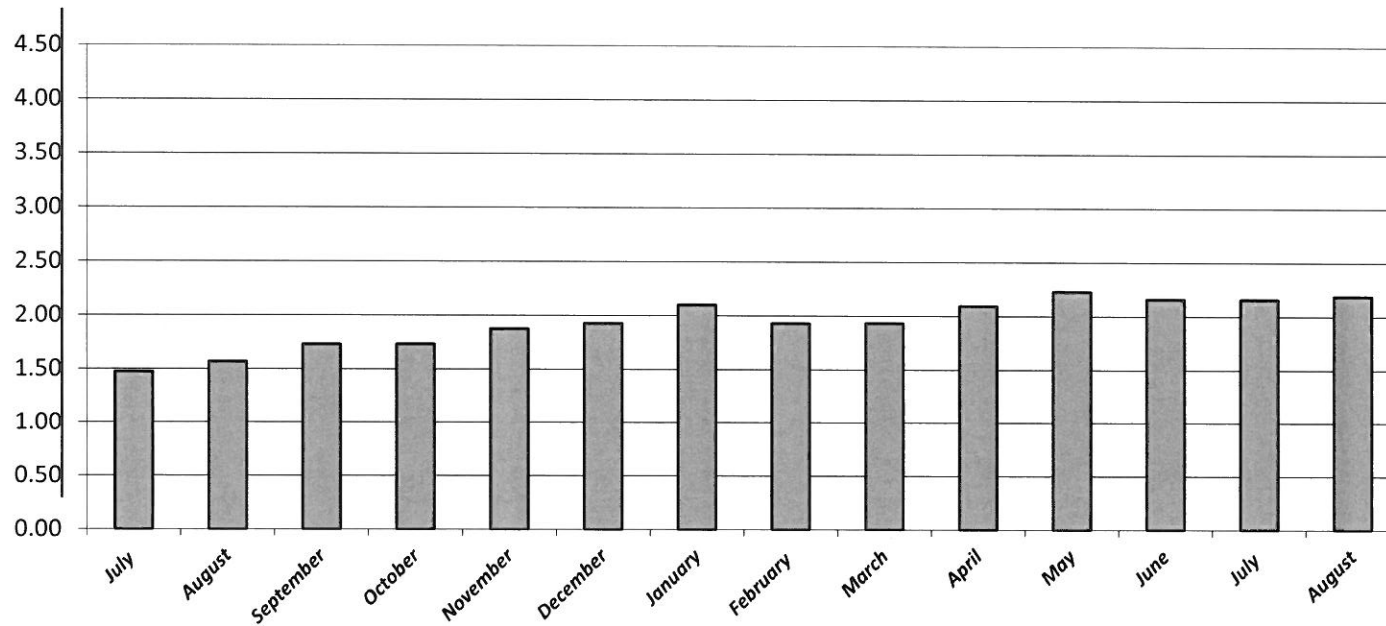


Gasoline - OPIS Rack Average				Heating Fuel - OPIS Rack Average			
Effective Date	Regular (Average)	Mid-Grade (Average)	Premium 93 (Average)	ULSD	Premium ULSD	Red-dyed ULSD	#2
8/1/2018	2.1387	2.2593	2.4507	2.2080	2.2164	2.2095	2.1511
8/2/2018	2.1080	2.2275	2.4190	2.1653	2.1750	2.1665	2.1109
8/3/2018	2.1328	2.2492	2.4370	23.1989	2.2097	2.2253	2.2271
8/6/2018	2.1423	2.2571	2.4407	2.1953	2.2041	2.1977	2.1433
8/7/2018	2.1479	2.2642	2.4510	2.2073	2.2156	2.2315	2.1555
8/8/2018	2.1440	2.2652	2.4591	2.2416	2.2488	2.2406	2.1931
8/9/2018	2.0929	2.2091	2.3957	2.1850	2.1913	2.2070	2.1341
8/10/2018	2.0735	2.1901	2.3783	2.1840	2.1890	2.1838	2.1426
8/13/2018	2.0968	2.2141	2.4031	2.2096	2.2172	2.2121	2.2384
8/14/2018	2.0747	2.1928	2.3832	2.2083	2.2155	2.2105	2.2366
8/15/2018	2.0959	2.2133	2.4023	2.1992	2.2073	2.2017	2.2280
8/16/2018	2.0484	2.1665	2.3576	2.1617	2.1691	2.1642	2.1104
8/17/2018	2.0416	2.1588	2.3481	2.1666	2.1758	2.1700	2.1089
8/20/2018	2.0324	2.1504	2.3398	2.1678	2.1772	2.1714	2.1975
8/21/2018	2.0584	2.1766	2.3661	2.1840	2.1938	2.1884	2.2140
8/22/2018	2.0780	2.1951	2.3831	2.1958	2.2053	2.1982	2.1514
8/23/2018	2.1123	2.2295	2.4178	2.2382	2.2502	2.2429	2.2704
8/24/2018	2.0982	2.2150	2.4032	2.2462	2.2538	2.2469	2.1960
8/27/2018	2.1018	2.2194	2.4095	2.2715	2.2809	2.2736	2.2242
8/28/2018	2.1087	2.2274	2.4186	2.2847	2.2957	2.2874	2.2377
8/29/2018	2.0959	2.2156	2.4078	2.2824	2.2930	2.2850	2.2317
8/30/2018	2.1204	2.2398	2.4315	2.3126	2.3246	2.3162	2.2646
8/31/2018	2.1653	2.2871	2.4802	2.2422	2.2527	2.2454	2.1897

***Fluctuating Fuel Oil Prices\****  
***July 2017***  
***August 2018***

***Cents Per Gallon***  
*(please note scale is in multiples of 20 instead of 10)*

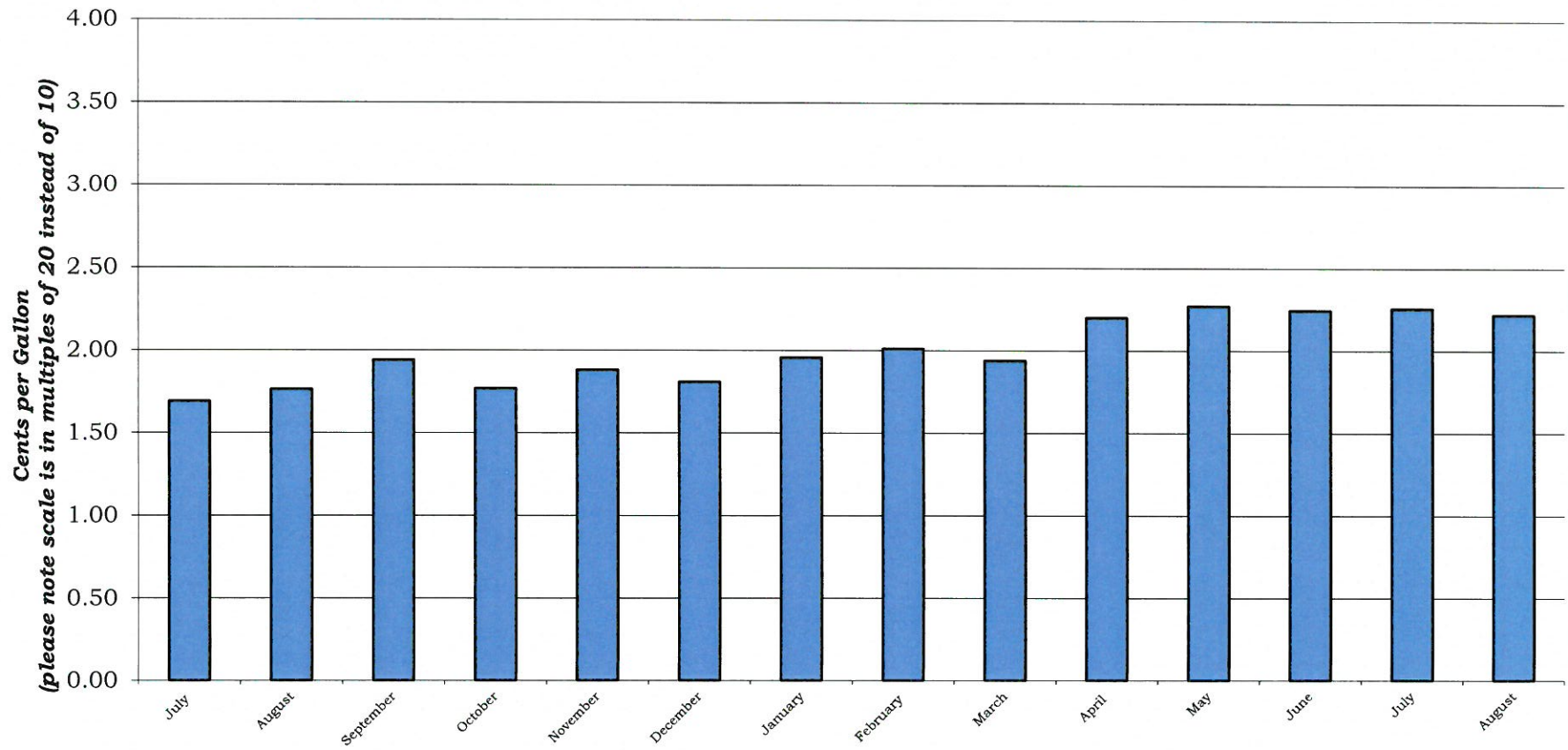


*\*No. 2 Heating Fuel Oil - New Haven*  
*Average Source: OPIS*

***Monthly Averages***

*Prepared By*  
***Capitol Region Council of Governments***


**Gasoline Prices\***  
**July 2017**  
**August 2018**



**Monthly Average**

Rack Average Gasoline Prices beginning Jan. 2006 (Source: OPIS)

Prepared by  
 Capitol Region Council of Governments



To: **Representatives** of the Capitol Region Purchasing Council

Subject: **Daily Heating Fuel and Gasoline Prices**

Date: November 5, 2018

Attached are tables listing the daily heating fuel and gasoline prices for the period of July 1, 2017 to August 31, 2018. Both gasoline and heating oil figures are compiled from the Oil Price Information Service. Please note that the Gross Receipts Tax has been discontinued for diesel fuels as of July 1, 2007. Beginning July 1, 2013, the Gross Receipts Tax rate on Gasoline was raised to 8.81%. Beginning March 1, 2018, the Spill Tax has been raised to .00214 cents per gallon.

**Heating Fuel:** The table lists the New Haven **Average** price for the heating fuel. Number 2 heating fuel and diesel fuel are not subject to the State of Connecticut Gross Receipts Tax.

No 2	<b>Total Cost = 's New Haven Low Price + Differential</b>
Diesel	<b>Total Cost = 's New Haven Low Price + Differential</b>

**Gasoline:** The table lists the New Haven Rack **Average** (daily closing price) for regular, mid-grade and premium gasoline. The base price for the 2012 contract is arrived at by taking the average price and adding the differential and the State of Connecticut Gross Receipts Tax.

**Total Cost = 's New Haven Rack Average Price  
+ Differential  
+CT Gross Receipts Tax**

\*Please refer to the bar chart on the back of this memo depicting the monthly averages for the last fourteen months of Fluctuating Number 2 Heating Fuel Oil Prices. If you refer to the tables listing the daily fuel oil prices, you will be able to compare heating fuel and diesel prices. Please feel free to call with any questions you might have.

Enclosures

Maureen Goulet  
Senior Program Manager  
860-522-2217, ext. 237