

ENFIELD

Date 08/14/97
Rev. Date 02/26/98

PRIMARY ROUTE










Exit 46 take a right onto Rte. 5 north. Follow to Rte. 190 east, take a right onto Rte. 190. Follow to exit 47 on ramp.

SECONDARY ROUTE

SPECIAL REQUIREMENTS

1. Close Exit 46 on ramp
2. Police monitor locations (2)

LEGEND

-  CLOSURE LOCATION
-  TRUCK ROUTING
-  CAR ROUTING
-  ALL VEHICLE ROUTING
-  SIGNAL
-  POLICE MONITOR - SIGNAL
-  POLICE MONITOR NO SIGNAL
-  DIVERSION ROUTE SIGN LOCATIONS
-  TRUCK ONLY DIVERSION ROUTE SIGN LOCATIONS


EMERGENCY CONTACTS

STATE POLICE
TROOP - H (860) 534-1000
D.E.P. 860-566-3338
D.O.T. 1-800-695-0444

ENFIELD
POLICE DEPT. (860) 763-6400
POLICE FAX # (860) 763-6416
FIRE DEPT. (860) 763-6410

ADJACENT TOWN INFO
E. WINDSOR PD (860) 627-9371

DIVERSION SIGNS REQUIRED

		
0	Left Arrow	0
0	Right Arrow	2
0	Straight Arrow	1
0	Total Signs	3

