

# RTE 15 S/B EXITS 91-86

## Hartford Area

Date 3/6/07 Rev. Date / /












### PRIMARY ROUTE

I-84 WB. EXIT 55 TO RTE 2 EB.  
 RTE 2 EB. EXIT 5D TO RTE 3 SB.  
 RTE 3 SB. TO I-91 SB.

### SPECIAL REQUIREMENTS

FOR LOCAL TRAFFIC USE LOCAL DIVERSION ROUTES.

### LEGEND

-  CLOSURE LOCATION
-  TRUCK ROUTING
-  CAR ROUTING
-  ALL VEHICLE ROUTING
-  SIGNAL
-  POLICE MONITOR - SIGNAL
-  POLICE MONITOR NO SIGNAL
-  DIVERSION ROUTE SIGN LOCATIONS
-  TRUCK ONLY DIVERSION ROUTE SIGN LOCATIONS
-  TRAILBLAZER SIGN LOCATIONS
-  TRUCK ONLY TRAILBLAZER SIGN LOCATIONS

### EMERGENCY CONTACTS

STATE POLICE  
 TROOP -I (203) 393-4200  
 TROOP -H (860) 534-1000  
 D.E.P. (860) 566-3338  
 D.O.T. (800) 695-0444

### TRAILBLAZER SIGNS REQUIRED

		
	Left Arrow	2
	Right Arrow	1
	Straight Arrow	1
	<b>Total Signs</b>	<b>4</b>

