



IMPORTANCE OF DISASTER PLANNING

For individuals with respiratory issues, disaster planning is a must.

- Breathing is not optional.
- Must be prepared with a respiratory plan.
- Must be ready to use your plan anytime.
- Must have extra respiratory supplies on-hand and packed.

WHAT IS A RESPIRATORY ISSUE?

Any condition that adversely effects the system by which oxygen is taken into the body and an exchange of oxygen and carbon dioxide takes place.

Common impairments may include but are not limited to:

- Asthma
- COPD
- Lung Disease, etc.

These conditions may be temporary or permanent.

9/2/2015

DISASTER PLANNING FOR RESPIRATORY ISSUES

3

DISASTER PLANNING FOR RESPIRATORY ISSUES

What happens when a person is diagnosed with a respiratory impairment?

Common reactions are:

- Fear of the unknown
- How will this affect my day to day living and employment
- What supports are in place to provide me assistance
- Is this treatable

9/2/2015

DISASTER PLANNING FOR RESPIRATORY ISSUES

4

DISASTER PLANNING FOR RESPIRATORY ISSUES

Is broken down into 4 areas.

- Educating people on how to prepare for a disaster.
- Helping people prepare a respiratory disaster plan.
- Teaching people on how to build a respiratory disaster kit. (Hands on Training)
- Implementation of a persons' respiratory disaster plan.

9/2/2015

DISASTER PLANNING FOR RESPIRATORY ISSUES

5

DISASTER PLANNING FOR RESPIRATORY ISSUES - EDUCATION

- Educating people on how to prepare for a disaster.
- What is a disaster?
- What do people with respiratory issues need to consider?
- Provide a disaster planning guide.

9/2/2015

DISASTER PLANNING FOR RESPIRATORY ISSUES

6

DISASTER PLANNING FOR RESPIRATORY ISSUES - PLANNING

- Explain the importance of having a respiratory disaster plan.
- Teach what needs to be in the plan.
- Help people with respiratory issues to prepare a respiratory disaster plan.
- Offer resources on where to get more respiratory planning assistance.

9/2/2015

DISASTER PLANNING FOR RESPIRATORY ISSUES

7

DISASTER PLANNING FOR RESPIRATORY ISSUES - TEACHING

Teach people how to build a respiratory disaster kit. (Hands on Training)

- Required respiratory disaster items needed.
- Parts of a respiratory disaster kit.
- Back-up respiratory disaster items needed.
- How to get respiratory disaster items..
 - ❖ Doctor prescription for devices as needed
 - ❖ Respiratory Home Health Agencies.

9/2/2015

DISASTER PLANNING FOR RESPIRATORY ISSUES

8

DISASTER PLANNING FOR RESPIRATORY ISSUES – PARTS OF THE KIT



21 inch suitcase or bag that meets your Respiratory Disaster Kit needs. This bag is a free bag when traveling on airlines.

Name tag with your name and identified as Medical Equipment,



9/2/2015

DISASTER PLANNING FOR RESPIRATORY ISSUES

9

DISASTER PLANNING FOR RESPIRATORY ISSUES – PARTS OF THE KIT



9 Foot Power Cord – 3 way adapter - 10 Foot Hospital Grade Power Cord

9/2/2015

DISASTER PLANNING FOR RESPIRATORY ISSUES

10

DISASTER PLANNING FOR RESPIRATORY ISSUES – PARTS OF THE KIT




1 Each Microfiber Bath Towel

2 Each Extra T-Shirts



9/2/2015

DISASTER PLANNING FOR RESPIRATORY ISSUES – Emergency Medical Travel Information



Page 1 Your Name – Emergency Medical Information

Page 2 Travel Itinerary – where you are going to.

Page 3 Travel Itinerary – when you are going to return home.


Page 4 Contact information for where you are going

Page 5 Travel authorization for Concentrator

Page 6 Copy of your medical diagnoses from your doctor.

9/2/2015

DISASTER PLANNING FOR RESPIRATORY ISSUES – Emergency Medical Travel Information



- Page 7 Copy of your medical issue invoice for your concentrator with your name on it to confirm that this device was issued to you.
- Page 8 List of medications, medical conditions, surgeries and medical insurance, also include your name, date of birth, ssn, phone number and address.
- Page 9 List of all your doctors to include name, address, phone, fax and specialty.
- Page 10 Copy of Oxygen Users Disaster Evacuation Planning Guide
- Page 11 Copy of your Oxygen Concentrator Users Manual
- Page 12 Copy of Safe Travel Guide for Persons with Disabilities

9/2/2015

DISASTER PLANNING FOR RESPIRATORY ISSUES – PARTS OF THE KIT

Parts Kit 1



- Nebulizer Medication
- Regulator Wrench
- Tank Washers
- Bipap Filters
- Medical Inhalers
- Hose Connectors



- Backup Regulator
- Nebulizer Kit

9/2/2015

DISASTER PLANNING FOR RESPIRATORY ISSUES – PARTS OF THE KIT



Parts Kit 2

- 2 - Nasal Cannulas
- 2 - 7 Foot Hose Extensions
- 2 - 20 Foot Hoses

9/2/2015

DISASTER PLANNING FOR RESPIRATORY ISSUES

15

DISASTER PLANNING FOR RESPIRATORY ISSUES – PARTS OF THE KIT

Parts Kit 2



2 - Nasal Cannulas



2 - 20 Foot Hoses



2 - 7 Foot Hose Extensions


9/2/2015

DISASTER PLANNING FOR RESPIRATORY ISSUES

16

DISASTER PLANNING FOR RESPIRATORY ISSUES – PARTS OF THE KIT

Parts Kit 3



Nebulizer Tee, Tube and 10 foot hose

9/2/2015

DISASTER PLANNING FOR RESPIRATORY ISSUES

17

DISASTER PLANNING FOR RESPIRATORY ISSUES – PARTS OF THE KIT

Parts Kit 3



Nebulizer Machine

9/2/2015

DISASTER PLANNING FOR RESPIRATORY ISSUES

18

DISASTER PLANNING FOR RESPIRATORY ISSUES – PARTS OF THE KIT



Parts Kit 4



Parts Kit 4



Gait Belt and Door Stop

Emergency Oxygen Wheelchair Bag

9/2/2015

DISASTER PLANNING FOR RESPIRATORY ISSUES

19

DISASTER PLANNING FOR RESPIRATORY ISSUES – PARTS OF THE KIT



Parts Kit 5

OSHA Disposable Respirator Mask

9/2/2015

DISASTER PLANNING FOR RESPIRATORY ISSUES

20

DISASTER PLANNING FOR RESPIRATORY ISSUES – PARTS OF THE KIT

Parts Kit 6



2 – Distilled Water Containers



Bipap / Cpap Machine



Bipap Battery Backup

9/2/2015

DISASTER PLANNING FOR RESPIRATORY ISSUES

21

DISASTER PLANNING FOR RESPIRATORY ISSUES – PARTS OF THE KIT

Parts Kit 6



9/2/2015

DISASTER PLANNING FOR RESPIRATORY ISSUES

22

DISASTER PLANNING FOR RESPIRATORY ISSUES – PARTS OF THE KIT



Headgear and Mask

Parts Kit 6



Bipap / Cpap Hose



Backup Mask

9/2/2015

DISASTER PLANNING FOR RESPIRATORY ISSUES

23

DISASTER PLANNING FOR RESPIRATORY ISSUES – PARTS OF THE KIT

The Vest™ Airway Clearance System



9/2/2015

DISASTER PLANNING FOR RESPIRATORY ISSUES

24

DISASTER PLANNING FOR RESPIRATORY ISSUES – PARTS OF THE KIT

Portable Concentrator System



9/2/2015

DISASTER PLANNING FOR RESPIRATORY ISSUES

25

DISASTER PLANNING FOR RESPIRATORY ISSUES – FINAL THOUGHT

- All items you have seen in this presentation are actual items that are used in *my Respiratory Disaster Kit*.
- Depending on your respiratory needs you may not need all of the items shown in this presentation.
- You build your kit to what your needs are.
- This Presentation on Respiratory Disaster Kit Building is to be used as a guideline to assist you in building your kit.

9/2/2015

DISASTER PLANNING FOR RESPIRATORY ISSUES

26

DISASTER PLANNING FOR RESPIRATORY ISSUES – IMPLEMENTATION

- Implementation of an individual respiratory disaster plan.
- Where to store your respiratory disaster kit.
 - Next to your front door or in your front door closet.
- The Respiratory Disaster Kit and Plan is a 24 hour / 365 day plan to be used at all times.



9/2/2015

DISASTER PLANNING FOR RESPIRATORY ISSUES

27

DISASTER PLANNING FOR RESPIRATORY ISSUES – HANDS ON TRAINING

Since March 2012, this training course has been given on a regular basis at the **Lee Memorial Hospital Respiratory Rehabilitation Center**, the **Cape Coral Hospital Respiratory Rehabilitation Center** and their **support groups for better breathing**, the **SWFL COPD Foundation support groups** and the **Veterans Affairs Visually Impaired Support Groups** across the State of Florida.

This class has been given over 50 times and was praised by all attending. Hands on training is a must for this program.

9/2/2015

DISASTER PLANNING FOR RESPIRATORY ISSUES

28

DISASTER PLANNING FOR RESPIRATORY ISSUES – HANDS ON TRAINING

This program is now listed on the *Florida Department of Health website*:

<http://www.floridahealth.gov/programs-and-services/emergency-preparedness-and-response/prepare-yourself/index.html>

We are listed on the following page - [Home](#) [Programs & Services](#) [Emergency Preparedness & Response](#) **[Prepare Yourself](#)**

Respiratory Disaster Planning Information and Guide—includes preparedness planning information that can assist people with respiratory impairments, including oxygen users, in getting ready for, and being prepared for, evacuation in the event of a disaster and/or routine traveling.

9/2/2015

DISASTER PLANNING FOR RESPIRATORY ISSUES

29



DISASTER PLANNING FOR RESPIRATORY ISSUES
More Information

www.oxygen.nopersonleftbehind.org
Linda Carter
Executive Director
No Person Left Behind

linda.carter@nopersonleftbehind.org
239 – 826 - 8696

9/2/2015

DISASTER PLANNING FOR RESPIRATORY ISSUES

30