

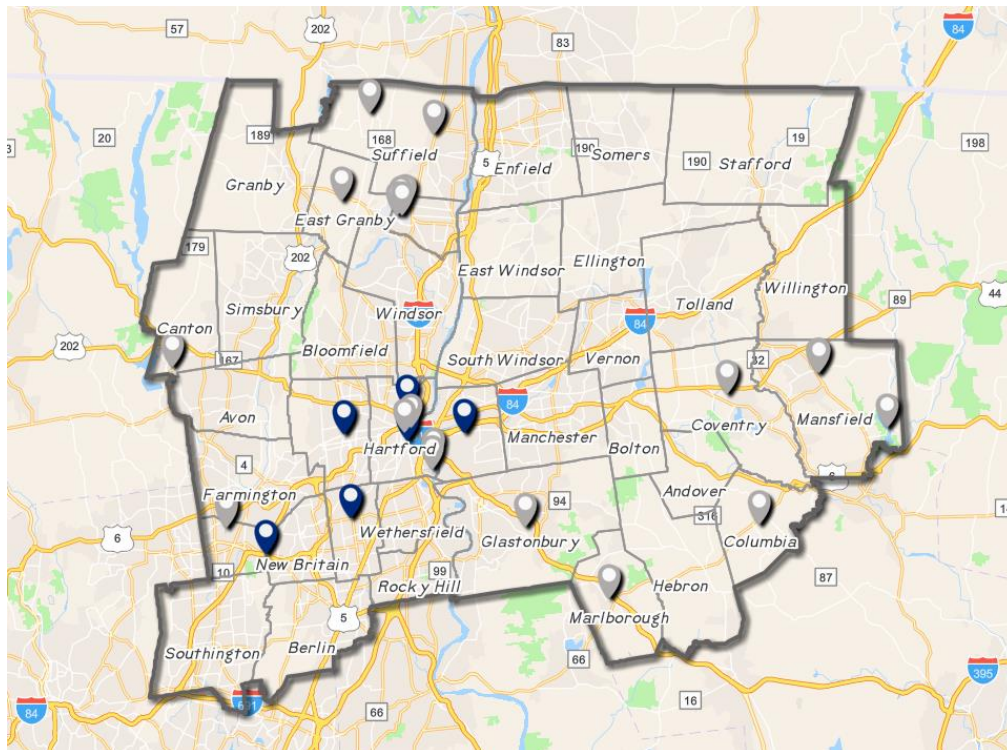
To: Senators Blumenthal and Murphy; Representatives Larson, Courtney, and Hayes
From: Matt Hart, Executive Director
Date: February 12, 2024
Re: Progress on Federal discretionary grants awarded to our region

This memorandum provides an overview of the progress that CRCOG and its Member Municipalities have made in taking advantage of historic levels of Federal funding offered through the Infrastructure Investment and Jobs Act (IIJA, commonly known as the Bipartisan Infrastructure Law or BIL) and the Inflation Reduction Act (IRA).

The IIJA/BIL was enacted in November 2021, and appropriated \$1.2 trillion to be made available in a mix of funding through hundreds of new or expanded programs. In August 2022, the IRA appropriated an additional investment of \$370 billion. Both laws share common goals to improve infrastructure in innovative, climate resilient, and equitable ways, creating good jobs in the process and increasing our country's global competitiveness.

The information provided in this memorandum is based on data that [The White House](#) published last Fall, and represents funding as of November 22, 2023, and awarded BIL funding as of September 30, 2023.

To aid in visually communicating regional progress, CRCOG's GIS team has developed an **online interactive map** that depicts approximate locations of projects that have been awarded discretionary grants in CRCOG. You may access this map [here](#).



Projects by Assumed Grant Recipient



-  Municipal
-  Non-Municipal

Figure 1 Map of BIL and IRA Discretionary Grant Awards in CRCOG

Summary of Data and Limitations

Based on current available data, a total of **29 discretionary grants** have been awarded to municipal and non-municipal applicants in CRCOG. This will **bring a total of over \$108 million to the region**. Twenty-one (**21 BIL grants**), and eight (**8 IRA grants**) have been announced in CRCOG. The White House data did not include specific information about Grant Applicants. CRCOG has used knowledge of the region and program eligibility requirements to assign grant recipients as either “Municipal” or “Non-Municipal.”

Table 1 illustrates the seven (**7 discretionary grants**) that have been awarded to CRCOG and/or Member Municipalities from BIL and IRA programs, which will **bring a total of over \$43 million to support local government projects**. Unfortunately, the data set does not consider recent awards, such as from the U.S. Department of Transportation (U.S. DOT) to the City of Hartford, and Towns of Glastonbury and Wethersfield/Rocky Hill for their Safe Streets and Roads for All (SS4A) Planning and Demonstration Grant applications. These recent SS4A awards will **bring an additional \$1.1 million to their municipalities**.

The data also does not indicate the number of applications made to Federal agencies. In the past year, CRCOG has participated in applications for U.S. DOT/FHWA’s Promoting Resilient Operations for Transformative, Efficient, and Cost-Saving Transportation (PROTECT) program, and FEMA’s Building Resilient Infrastructure and Communities (BRIC) program. The BRIC application deadline is February 29, 2024, and CRCOG is pleased to partner with the State of Connecticut Department of Administrative Services on its application. In addition, the City of New Britain applied to U.S. DOT’s Reconnecting Communities and Neighborhoods Program (RCN). Federal agencies have not yet announced awards for the PROTECT and RCN programs. The Town of Southington applied for an SS4A Implementation Grant, but unfortunately was not awarded funding. While the state and region have been successful obtaining Planning and Demonstration Grants under the SS4A Program, Implementation Grants have been harder to obtain.

CRCOG has also been an active participant in EPA’s Climate Pollution Reduction Grant Program (CPRG). Last summer, CRCOG received a \$1M grant on behalf of the Hartford-East Hartford-Middletown Metropolitan Statistical Area (MSA) to develop Climate Action Plans for the region. Our Priority Climate Action Plan is under development, and we are preparing to apply for Implementation Grant funding in advance of the April deadline.

Table 1 Discretionary Grants Awarded to CROG and Member Municipalities (collectively, “Municipal” grant awardees

Name of Federal Agency and Program	Funding Source		Grand Total
	BIL	IRA	
Discretionary Grants Awarded in CROG by Federal Agency			
Department of Agriculture			
Urban and Community Forestry Assistance Program		\$ 6,000,000	\$ 6,000,000
Hartford		\$ 6,000,000	\$ 6,000,000
Capitol Forest Stewardship Initiative		\$ 6,000,000	\$ 6,000,000
Department of Transportation	\$ 37,073,561		\$ 37,073,561
Local and Regional Project Assistance Grants (RAISE)	\$ 35,366,554		\$ 35,366,554
Capitol Region Council of Governments	\$ 16,366,554		\$ 16,366,554
CT Trail Connections: Building a Network of Trails to Connect People to Jobs	\$ 16,366,554		\$ 16,366,554
Hartford	\$ 19,000,000		\$ 19,000,000
Main Street North Streetscape Improvements Project	\$ 19,000,000		\$ 19,000,000
Safe Streets and Roads for All	\$ 1,707,007		\$ 1,707,007
Capitol Region Council of Governments	\$ 958,000		\$ 958,000
Supplement to the Regional Transportation Safety Plan for the CT Capitol Region	\$ 958,000		\$ 958,000
Newington	\$ 80,000		\$ 80,000
SS4A Supplemental Planning Grant for the Cedar Street Corridor	\$ 80,000		\$ 80,000
West Hartford	\$ 669,007		\$ 669,007
Speed Management Pilot Program	\$ 669,007		\$ 669,007
Federal Communications Commission	\$ 250,000		\$ 250,000
Affordable Connectivity Program - Outreach Grants	\$ 250,000		\$ 250,000
East Hartford	\$ 250,000		\$ 250,000
National Competitive Outreach Program Round 1: Town of East Hartford	\$ 250,000		\$ 250,000
Grand Total	\$ 37,323,561	\$ 6,000,000	\$ 43,323,561

Table 2 on the next page illustrates discretionary grants awarded to assumed Non-Municipal recipients in CROG. Additional information about the discretionary grants listed in Tables 1 and 2 is available on the [interactive online map](#).

The infrastructure programs developed through BIL offer CROG and our Member Municipalities opportunities to plan, repair and build at a scale and pace we have not experienced in recent years. We look forward to continued opportunities to make safe, resilient places for residents and businesses to thrive.

Table 2 Discretionary Grants Awarded to Assumed “Non-Municipal” Recipients

Name of Federal Agency and Program	Funding Source		Grand Total
Discretionary Grants Awarded in CROG by Federal Agency	BIL	IRA	
Department of Agriculture		\$ 5,895,908	\$ 5,895,908
From Learning to Leading: Cultivating the Next Generation of Diverse Food and Agriculture Professionals (NEXTGEN)		\$ 4,500,000	\$ 4,500,000
Storrs		\$ 4,500,000	\$ 4,500,000
Developing the Next Generation of Nutrition, Agriculture, and Health Professionals through Connecticut's Hispanic-Serving Institutions		\$ 4,500,000	\$ 4,500,000
Rural Energy for America Program (REAP)		\$ 1,395,908	\$ 1,395,908
Columbia		\$ 14,464	\$ 14,464
FY23 11.2KW RM PV SOLAR		\$ 14,464	\$ 14,464
Coventry		\$ 800,000	\$ 800,000
Rural Energy for America Program, Renewable Energy Systems and Energy Efficiency Improvement Support Coventry		\$ 800,000	\$ 800,000
East Granby		\$ 28,944	\$ 28,944
Rural Energy for America Program, Renewable Energy Systems and Energy Efficiency Improvement Support East Granby		\$ 28,944	\$ 28,944
Glastonbury		\$ 52,500	\$ 52,500
Rural Energy for America Program, Renewable Energy Systems and Energy Efficiency Improvement Support Glastonbury		\$ 52,500	\$ 52,500
Suffield		\$ 250,000	\$ 250,000
Rural Energy for America Program, Renewable Energy Systems and Energy Efficiency Improvement Support Suffield		\$ 250,000	\$ 250,000
West Suffield		\$ 250,000	\$ 250,000
Rural Energy for America Program, Renewable Energy Systems and Energy Efficiency Improvement Support West Suffield		\$ 250,000	\$ 250,000
Department of Energy	\$ 2,251,940		\$ 2,251,940
Cost-effective Codes Implementation for Efficiency and Resilience	\$ 2,100,000		\$ 2,100,000
Marlborough	\$ 2,100,000		\$ 2,100,000
Karpman Consulting, LLC	\$ 2,100,000		\$ 2,100,000
Hydroelectric Production Incentives	\$ 151,940		\$ 151,940
Collinsville	\$ 84,147		\$ 84,147
Hydroelectric Production Incentives - Upper Collinsville Hydroelectric Facility	\$ 84,147		\$ 84,147
Mansfield	\$ 67,793		\$ 67,793
Hydroelectric Production Incentives - Mansfield Hollow Dam	\$ 67,793		\$ 67,793
Department of Transportation	\$ 43,573,970		\$ 43,573,970
Airport Infrastructure Grants	\$ 18,573,970		\$ 18,573,970
Hartford	\$ 304,000		\$ 304,000
FY22 - Hartford-Brainard - HFD	\$ 304,000		\$ 304,000
Plainville	\$ 304,000		\$ 304,000
FY22 - Robertson Field - 4B8	\$ 159,000		\$ 159,000
FY23 - Robertson Field - 4B8	\$ 145,000		\$ 145,000
Windsor Locks	\$ 17,965,970		\$ 17,965,970
FY22 - Bradley International - BDL	\$ 9,012,737		\$ 9,012,737
FY23 - Bradley International - BDL	\$ 8,953,233		\$ 8,953,233
Airport Terminal Program	\$ 25,000,000		\$ 25,000,000
Windsor Locks	\$ 25,000,000		\$ 25,000,000
Airport Terminal Program - Bradley International Airport	\$ 20,000,000		\$ 20,000,000
Bradley International Airport	\$ 5,000,000		\$ 5,000,000
Environmental Protection Agency	\$ 13,125,000		\$ 13,125,000
Brownfields Projects	\$ 5,500,000		\$ 5,500,000
University of Connecticut	\$ 5,500,000		\$ 5,500,000
Community-wide Brownfield Research Grants	\$ 500,000		\$ 500,000
Community-wide Brownfield TAB Grant	\$ 5,000,000		\$ 5,000,000
Clean School Bus Program	\$ 7,625,000		\$ 7,625,000
Hartford	\$ 7,625,000		\$ 7,625,000
Connecticut Technical Education And Career System	\$ 7,625,000		\$ 7,625,000
Solid Waste Infrastructure for Recycling Infrastructure Grants	\$ -		\$ -
Hartford	\$ -		\$ -
Solid Waste Infrastructure for Recycling Infrastructure Grants - Connecticut Department of Energy & Environmental Protection	\$ -		\$ -
Grand Total	\$ 58,950,910	\$ 5,895,908	\$ 64,846,818

More information about PROTECT submission:

Promoting Resilient Operations for Transformative, Efficient, and Cost-Saving Transportation (PROTECT)

CRCOG and three other Councils of Government (COGs) in northern Connecticut collaborated on an application for a discretionary grant from the Promoting Resilient Operations for Transformative, Efficient, and Cost-Saving Transportation (PROTECT) program.

If awarded, funds will be used to develop a multijurisdictional Resilience Improvement Plan (RIP) for the inland, non-coastal municipalities represented by each COG. The plan will assess and determine the vulnerability and risks to local/municipal transportation infrastructure from major natural events.

Projects referenced in a regional RIP may be eligible for reduced local match requirements for future funding opportunities.